



RAJASTHAN GRAMEEN AJEEVIKA VIKAS PARISHAD

# MONTHLY PROGRESS REPORT SEPTEMBER | 2025



# Contents

1. Introduction	4
2. RGAVP Progress at a glance	6
<b>3. Institution Building</b>	<b>11</b>
<i>Self Help Groups</i>	11
District Wise Saturation Status	12
District Wise Rajeevika Formed SHGs & SHGs Promoted by Line Department & NGOs	13
District Wise SHGs Members	14
District Wise Defunct & Dormant SHGs	15
District Wise SHG Formation FY 2025-26	16
District Wise Revolving Fund(T1) & CIF(t2) Progress FY 2025-26	17
Districts Wise SHG Account Opening Status	18
SHG Grading Status	19
District Wise Not Graded SHGs	19
District Wise Revolving Fund (T-1) & Community Investment Fund(T-2)	20
District Wise SHG Having Saving Account but not received Revolving Fund(T-1)	21
District Wise SHG 3-Month-Old Active SHG Having not Saving Account and 3-Month-Old Active SHGs Having S/B Account but not Received Tranche-1	22
SHG Corpus (Rs In Lakhs)	23
<i>Village Organizations:</i>	24
VO Grading Status	24
District Wise Not Graded VOs	25
District Wise VOA Status	26
Districts Wise VO Account Opening Status	27
District Wise Vo Startup Fund	28
District Wise VO Having Saving Account but not received Startup Fund	29
VOs Corpus (Rs In Lakhs)	30
<i>Cluster Level Federations</i>	31
District Wise Cluster Level Federations Registration Status	32
District Wise Cluster Level Federations Repayment Rate Status (Rs in Lakhs)	33
Districts with CLF Account Opening Status	34
District Wise CLF Startup Fund	35
District Wise CLF Having Saving Account but not received Startup Fund	36
<b>4. Social Inclusion</b>	<b>37</b>
1. Social Inclusion	37
2. Gender	37
3. Food, Nutrition, Health and WASH (FNHW)	37
4. PRI-CBO Convergence (VPRP)	38
5. Samaveshi Ajeevika Yojna (UPARJAN)	38
5. Community Cadre Status	41
6. Financial Inclusion	42
<b>Credit Linkages</b>	42
<b>District Wise Credit Linkages Progress FY 2025-26</b>	43
<b>NPA</b>	44
7. Digital financial inclusion initiatives	45
Digital Finance Progress	46
District Wise BC Development and Digi pay Sakhi Target FY 2025-26	47

<b>8. Livelihood Development</b>	<b>48</b>
SRLM AAP (Livestock & Agriculture)	48
NRLM Producer Group (Livestock & Agriculture)	50
Kitchen Garden/Nutrition Garden	50
Van Dhan Yojana: -	51
FPO Progress	51
Organic Farming	53
<i>Lakhpati Didi</i>	54
<b>9. Nonfarm Livelihoods</b>	<b>55</b>
Start-up Village Entrepreneurship Program	55
Major Enterprises	56
One Stop Facility -NRLM	57
Mirco Enterprise Development (MED)	57
OBOP (One Block-One Product)	57
Producer/Business Group	57
Canteen Establishment	58
Market Linkages/Stores	61
Fairs/Exhibitions	61
Pradhan Mantri Formalisation of Micro Food Processing Enterprise (PM FME)	62
Formalization of Micro Enterprises	63
One Stop Facility- NRETP	63
Cluster Development	63
Major Non-Farm Products	64
Kalibai Bheel Udaan Yojana	64
<b>10. Youth Skill Building &amp; Employment generation</b>	<b>66</b>
<i>Skill Development:</i>	66
<b>11. Rajasthan Mahila Nidhi Credit Cooperative Federation LTD.Rajasthan</b>	<b>67</b>
<b>12.Management Information System (MIS)</b>	<b>69</b>
Raj Sakhi Mobile Application:	70
CADRE PAYMENT MODULE	70
Other Modules:	70
<i>SHG MPR Status Month August 2025</i>	71
<i>VO MPR Status Month August 2025</i>	71
<i>CLF MPR Status Month August 2025</i>	71
<b>13. Vertical Wise Analysis</b>	<b>72</b>
<i>Institution Building (IB)</i>	72
<i>Socail Inclusion &amp; Gender, FNHW, VPRP</i>	72
<i>Financial Inclusion (FI)</i>	73
<i>Digital Finance (DF)</i>	74
<i>Farm Livelihoods</i>	74
<i>Non-Farm</i>	75
<i>MIS</i>	75
<b>14. Rajasthan -NRLM Progress FY 2025-26(Upto September, 2025)</b>	<b>76</b>
<b>15. Rajasthan -NRLM Progress FY 2025-26(Month Wise)</b>	<b>82</b>
<b>16. Sankalp Patra 2023</b>	<b>87</b>
<b>17. FY 2024-25 CM Announcement Progress</b>	<b>88</b>
<b>18.FY 2025-26 Budget Announcement Progress</b>	<b>89</b>

# 1. Introduction

## **Mission:**

To enhance the economic opportunities and empowerment of rural poor with focus on women and marginalized groups of Rajasthan

## **Objectives:**

- **Promotion of Community Institutions: Strengthening** grassroots institutions such as Women Self-Help Groups (SHGs), Federations, and Producer Organizations to ensure participatory development and self-sustainability.
- **Financial Inclusion:** Facilitating access to affordable financial services through project support and robust bank linkages to empower poor households, especially women.
- **Livelihood Support:** Promoting small and micro enterprises in farm and non-farm sectors to enhance the income and resilience of rural poor families.
- **Skill Development:** Equipping rural youth with market-relevant skills through training and capacity-building programs to improve employability and entrepreneurship.
- **Convergence with Government Schemes:** Aligning with other government programs and departments to maximize outreach, resource utilization, and developmental impact.

**Rajasthan Grameen Aajeevika Vikas Parishad (RAJEEVIKA)** is an autonomous society established in October 2010 by the Government of Rajasthan under the administrative control of Department of Rural development. The society is registered under Society Registration Act, 1956 and mandated to implement all rural livelihoods programs associated with SHG based institutional architecture.

## **Key Projects implemented by RAJEEVIKA:**

Presently, following livelihood projects are being implemented by RAJEEVIKA: -

- **National Rural Livelihoods Mission (NRLM):** Funded by the Government of India, NRLM has been implemented in a phased manner across 352 blocks of Rajasthan since April 2013, with a focus on poverty alleviation through promotion of self-managed community institutions.
- **Start-up Village Entrepreneurship Programme (SVEP):** Aims to support entrepreneurs in rural areas by promoting start-ups through capacity building and financial assistance.
- **Mahila Kisan Sashaktikaran Pariyojna (MKSP):** Focused on empowering women farmers by improving their participation, productivity, and access to resources in agriculture and allied activities.

The following externally aided projects have been completed, and all institutions created under them have now been integrated into the NRLM framework:

- Rajasthan Rural Livelihoods Project (RRLP)
- Mitigating Poverty in Western Rajasthan (MPoWeR)
- National Rural Livelihoods Project (NRLP)
- National Rural Economic Transformation Project (NRETP)

#### Approach

To support the development of sustainable livelihood opportunities for the rural poor—especially women and marginalized groups—through the following strategies:

- Promotion of Community Institutions: Formation and strengthening of Women Self Help Groups (SHGs), Village Organizations (VOs), Federations, and Producer Organizations (POs).
- Financial Inclusion: Ensuring access to financial services through project funds and bank linkage.
- Livelihood Support: Facilitating income-generating activities and enterprise development.
- Skill Development: Enhancing employability and productivity through training and capacity building.
- Convergence: Leveraging and aligning with other government schemes and programmes to maximize impact.

## 2. RGAVP Progress at a glance

**Mobilisation:** A total of 4,23,709 Self Help Groups (SHGs) have been formed, including 3,81,416 by RGAVP and 42,293 by NGOs/other departments, by mobilising approximately 50.47 lakh women (45.65 lakh by RGAVP and 4.82 lakh by NGOs/other departments) across 352 blocks in the State.

**Village Organizations:** A total of 31,705 Village Organizations have been promoted.

**Cluster Level Federations (CLFs):** 1,061 CLFs have been promoted, out of which 1,029 have been registered under the Cooperative Societies Act. Each CLF covers approximately 5,000 women from 35–40 villages and functions as a mini bank with a corpus of around ₹2.5 crore.

### **Financial Inclusion:**

- 3,13,873 SHGs have received Revolving Funds.
- 2,07,339 SHGs have received Community Investment Funds.
- Total support: ₹2088.76 crore (₹493.62 crore as RF and ₹1595.14 crore as CIF).
- Bank loans to SHGs: ₹10156.96 crore.

**Banking Correspondents:** 6,977 BC Sakhis and 6,053 DigiPay Sakhis are operational. Total business transactions in FY 2025–26 stood at ₹470.98 crore.

### **Livelihood Interventions:**

- 31.82 lakh households are covered under livestock and agriculture-based livelihood activities.
- 65 Farmer Producer Organizations (FPOs) formed across 13 districts to promote self-reliance through agri-inputs, market linkages, and value addition.
- 3,366 producer groups (1531 Livestock+1547 Agriculture+ 288 non-farm) have been formed for product value addition and marketing.

### **Producer Enterprises:**

- Ujala Milk Producer Company Ltd. formed in Kota, Bundi, Baran, Karauli, Sawai Madhopur, and Jhalawar. Benefited 30,300 families. Turnover till : ₹400 crore.
- Hadoti Mahila Kisan Producer Company Ltd. formed in Kota and Baran to promote soybean and coriander value chains. Benefited 18,345 families. Turnover till: ₹34.2 crore.

**Individual Enterprises:** 53,896 enterprises have been established under SVEP, MED, NRETP, PMFME, MEC, and OSF schemes.

**Government Procurement Facilitation:** SHG products can be procured directly for departmental use up to ₹5 lakh without tendering.

**Marketing Infrastructure:**

- 11 SHG marketing outlets established at Chaupal Jaipur, Churu (2), Sri Ganganagar, Udaipur, Ajmer, Alwar, Dungarpur, Rajsamand, Jodhpur, and Kota.
- 254 SHG-run canteens established across districts and blocks.
- 310 products listed on Amazon under "RajSakhi" brand; 66 are live.
- 70 products onboarded on Flipkart Samarth.
- 50 products displayed at Saras Gallery, New Delhi.

**Market Access Initiatives:**

- Buyer-Seller Meet organized at Bikaner House, Delhi on 20 January 2025 with participation from major firms like Zepto, Licious, Amul, and Haldiram's.
- 22,275 enterprises supported with FSSAI, Udyog Aadhaar, PAN, and Artisan Card registrations.
- Partnership initiated with ONDC to expand SHG market reach; 9 SHG sellers registered.

**Craft & Food Festivals:**

- On occasion of Teej, Teej Utsav-2025 was organized at Bikaner House, Delhi from 23rd July 2025 to 30th July 2025, which recorded total sale of Rs.71 lakhs.
- On the occasion of Rajasthan Diwas Samaroh 2025, Rajeevika Craft and Food Festival was organized at Bikaner House, Delhi from 25<sup>th</sup> March 2025 to 2<sup>nd</sup> April 2025 which recorded total sales of Rs. 60 lakhs.

**Kalibai Bheel Udaan Yojana:** Units have been established in all 33 districts. Production has started and 29,23,986 sanitary pads were distributed through CLFs in 1,557 schools across 12 districts.

**Skilling & Employment:**

- 1,83,699 youth from SHG households trained and placed in self/wage employment through RSLDC, RSETIs, and CIPET.

**Rajasthan Mahila Nidhi:**

- Inaugurated on 26 August 2022 by Hon'ble Chief Minister.
- Loans worth ₹535.69 crore disbursed to 39,118 SHGs and 1,22,208 SHG members.
- Loan of Rs 103.61 Crores disbursed during the FY 2025-26.
- Government provides 8% interest subvention.

**Digital Monitoring:** A transaction-based MIS system has been rolled out to monitor interventions and assess staff performance.

## Cumulative Progress at a glance

S.N	Activities	Total
1	No of Blocks entered	352
2	No of GPs entered	11337
3	No of Villages entered	38296
4	Total SHG Formed & Coopted	423709
4.1	SHG Formation (RAJEEVIKA)	381416
4.2	SHG Coopted by other Department/NGOs	42293
4.2	Number of Active Rajeevika SHGs	364515
4.3	Number of Defunct SHGs	16901
5	Number of HHS (RAJEEVIKA+ other department/NGOs)	5047951(4565271+482680)
6	No of SHGs with Saving	337337
7	No of SHGs availed Revolving funds	313873
8	Revolving Fund Amount (Rs. In Crore)	493.62
9	No of SHGs availed CIF (By Project + Rotation+ Watershed)	207339(180167+ 18328+8844)
10	CIF Fund Amount (Rs. In Crore)	1595.14(1378.94+108.74+107.45)
11	Credit Linkages (First loan+ Repeated Loan)	621325
12	Credit volume (Rs in Cr.)	10156.96
13	No of VOs promoted	31705
14	No of CLFs promoted	1061
15	No of HHs covered under Farm Activities	3182828
16	No of Individual Enterprise formed (SVEP, MED (State Run + NRLM), OSF-NRETP, PMFME, MEC+OSF NRLM)	53896 (13799+5104+8270+9861+13138+3724)
17	No of Producer Group formed (Livestock, Agri and Non-Farm)	3366(1531+1547+288)
18	No of Producer Enterprise formed	2

## Expenditure under various Projects (Rs in Crores)

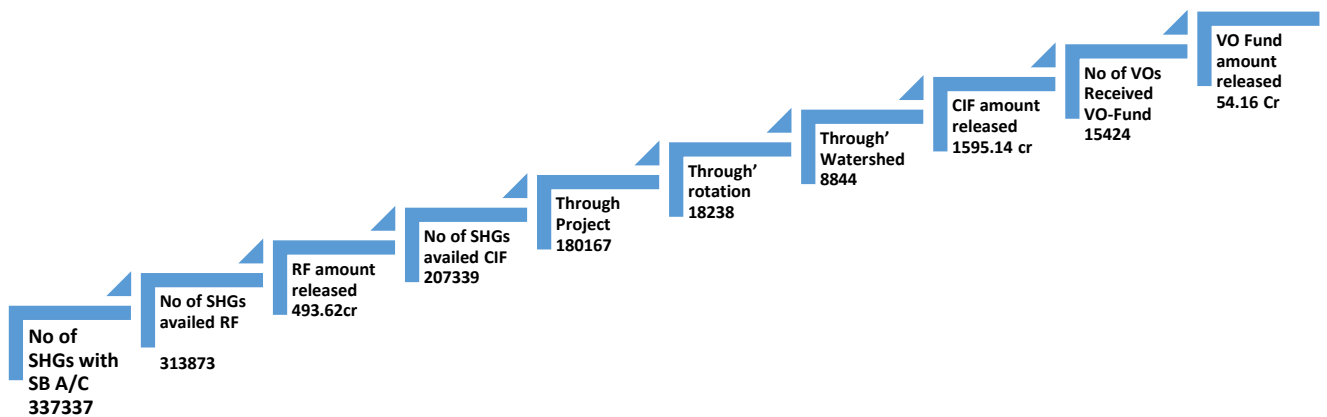

Name of the Project	Expenditure Till March 2025	Budget Allocated 2025-26	Expenditure (upto September 2025)	Cumulative Exp. Since inception
RRLP	802.07	-	-	802.07
NRLP	105.19	-	-	105.19
NRLM	2692.13	678.35	204.14	2896.27
MPoWeR	168.50	-	-	168.50
NRETP	160.65	-	-	160.65
SVEP	45.18	27.57	6.08	51.26
MKSP	32.18	53.00	2.27	34.45
<b>Total</b>	<b>4005.90</b>	<b>572.33</b>	<b>212.49</b>	<b>4218.39</b>

Note: -NRLP, MPoWeR &RRLP Projects ended by June and October 2018.NRETP is ended by June 2024

### 3. Institution Building

#### Self Help Groups

**Institution Building** has been one of the key focus areas of **RAJEEVIKA**. The mobilisation of poor women into Self Help Groups (SHGs) at the village level marks the first and most crucial step toward achieving RAJEEVIKA's objectives. As of **September 2025**, **RGAVP has mobilised approximately 50.47 lakh households into 4.23 lakh SHGs** across the state.



## District Wise Saturation Status

S. No.	District	No of SECC HHs	Total SHG Member	%
1	AJMER	142327	144225	101%
2	ALWAR	207127	201111	97%
3	BANSWARA	295999	274913	93%
4	BARAN	121698	124230	102%
5	BARMER	284744	229954	81%
6	BHARATPUR	147679	140862	95%
7	BHILWARA	227792	218055	96%
8	BIKANER	123049	124234	101%
9	BUNDI	122310	120223	98%
10	CHITTORGARH	141997	145495	102%
11	CHURU	114782	114350	100%
12	DAUSA	137695	135896	99%
13	DHOLPUR	100377	92703	92%
14	DUNGARPUR	239924	234539	98%
15	HANUMANGARH	119353	124965	105%
16	JAIPUR	196812	188403	96%
17	JAISALMER	65452	61948	95%
18	JALORE	164157	115769	71%
19	JHALAWAR	156422	173612	111%
20	JHUNJHUNU	78031	78631	101%
21	JODHPUR	196073	187711	96%
22	KARALI	151304	141063	93%
23	KOTA	90148	93290	103%
24	NAGPUR	206482	188436	91%
25	PALI	174778	187981	108%
26	PRATAPGARH	132137	119614	91%
27	RAJSAMAND	110738	130636	118%
28	SAWAI MADHOPUR	126126	124992	99%
29	SIKAR	99086	99300	100%
30	SIROHI	98527	88724	90%
31	SRI GANGANAGAR	145449	130989	90%
32	TONK	121921	124280	102%
33	UDAIPUR	382419	386817	101%
<b>Total</b>		<b>5222915</b>	<b>5047951</b>	<b>97%</b>

## District Wise Rajeevika Formed SHGs & SHGs Promoted by Line Department & NGOs

S.N	District	Self Help Group	SHGs Promoted by Line Department & NGOs	Total SHGs
1	AJMER	10577	2124	12701
2	ALWAR	14383	3884	18267
3	BANSWARA	23036	81	23117
4	BARAN	9264	748	10012
5	BARMER	20660	426	21086
6	BHARATPUR	12200	616	12816
7	BHILWARA	16554	225	16779
8	BIKANER	7382	3677	11059
9	BUNDI	8823	1110	9933
10	CHITTORGARH	10077	1406	11483
11	CHURU	9487	376	9863
12	DAUSA	9745	2347	12092
13	DHOLPUR	8223	125	8348
14	DUNGARPUR	16439	2008	18447
15	HANUMANGARH	8206	1548	9754
16	JAIPUR	16223	780	17003
17	JAISALMER	6167	0	6167
18	JALORE	10516	586	11102
19	JHALAWAR	10773	3838	14611
20	JHUNJHUNU	6944	270	7214
21	JODHPUR	15086	2049	17135
22	KARALI	12200	73	12273
23	KOTA	7352	178	7530
24	NAGAU	12852	3518	16370
25	PALI	10673	3704	14377
26	PRATAPGARH	10121	243	10364
27	RAJSAMAND	8788	996	9784
28	SAWAI MADHOPUR	10021	136	10157
29	SIKAR	7903	1013	8916
30	SIROHI	6770	668	7438
31	SRI GANGANAGAR	11483	126	11609
32	TONK	9152	817	9969
33	UDAIPUR	23336	2597	25933
<b>Grand Total</b>		<b>381416</b>	<b>42293</b>	<b>423709</b>

## District Wise SHGs Members

S.NO	District	HHs Covered by Rajeevika SHG	HHs Covered by NGOs/other Department	Total HHs Covered
1	AJMER	122744	21481	144225
2	ALWAR	159220	41891	201111
3	BANSWARA	274030	883	274913
4	BARAN	117224	7006	124230
5	BARMER	225722	4232	229954
6	BHARATPUR	134822	6040	140862
7	BHILWARA	215605	2450	218055
8	BIKANER	86923	37311	124234
9	BUNDI	109072	11151	120223
10	CHITTORGARH	128889	16606	145495
11	CHURU	111269	3081	114350
12	DAUSA	114416	21480	135896
13	DHOLPUR	91804	899	92703
14	DUNGARPUR	202817	31722	234539
15	HANUMANGARH	98836	26129	124965
16	JAIPUR	180595	7808	188403
17	JAISALMER	61948	0	61948
18	JALORE	107823	7946	115769
19	JHALAWAR	131202	42410	173612
20	JHUNJHUNU	75883	2748	78631
21	JODHPUR	165947	21764	187711
22	KARALI	140427	636	141063
23	KOTA	91734	1556	93290
24	NAGPUR	149221	39215	188436
25	PALI	137366	50615	187981
26	PRATAPGARH	117101	2513	119614
27	RAJSAMAND	118774	11862	130636
28	SAWAI MADHOPUR	123700	1292	124992
29	SIKAR	90246	9054	99300
30	SIROHI	81985	6739	88724
31	SRI GANGANAGAR	129742	1247	130989
32	TONK	113605	10675	124280
33	UDAIPUR	354579	32238	386817
	<b>Total</b>	<b>4565271</b>	<b>482680</b>	<b>5047951</b>

## District Wise Defunct & Dormant SHGs

S. N	District	Defunct SHG	Defunct SHG (Having Saving Bank Account)	Dormant SHG	(Dormant SHG + Defunct SHG)	% Defunct SHG	% Dormant SHG
1	AJMER	697	429	340	1037	7%	3%
2	ALWAR	167	90	281	448	1%	2%
3	BANSWARA	1314	1020	1053	2367	6%	5%
4	BARAN	264	123	262	526	3%	3%
5	BARMER	1376	858	900	2276	7%	4%
6	BHARATPUR	353	104	979	1332	3%	8%
7	BHILWARA	1416	875	1378	2794	9%	8%
8	BIKANER	355	197	630	985	5%	9%
9	BUNDI	410	223	449	859	5%	5%
10	CHITTORGARH	251	136	385	636	3%	4%
11	CHURU	393	243	586	979	4%	6%
12	DAUSA	416	177	213	629	4%	2%
13	DHOLPUR	463	376	593	1056	6%	7%
14	DUNGARPUR	689	490	1010	1699	4%	6%
15	HANUMANGARH	54	42	836	890	1%	10%
16	JAIPUR	524	305	111	635	3%	1%
17	JAISALMER	112	105	1958	2070	2%	32%
18	JALORE	550	472	1001	1551	5%	10%
19	JHALAWAR	621	257	1045	1666	6%	10%
20	JHUNJHUNU	158	94	361	519	2%	5%
21	JODHPUR	570	216	5471	6041	4%	36%
22	KARAULI	525	53	725	1250	4%	6%
23	KOTA	546	352	77	623	7%	1%
24	NAGAU	627	253	702	1329	5%	6%
25	PALI	539	471	53	592	5%	0%
26	PRATAPGARH	423	144	72	495	4%	1%
27	RAJSAMAND	219	166	221	440	2%	3%
28	SAWAI MADHOPUR	364	185	1896	2260	4%	19%
29	SIKAR	223	100	228	451	3%	3%
30	SIROHI	495	46	1016	1511	7%	15%
31	SRI GANGANAGAR	484	131	129	613	4%	1%
32	TONK	491	205	664	1155	5%	7%
33	UDAIPUR	987	421	2867	3854	4%	12%
	<b>Total</b>	17076	9359	28492	45568	5%	8%

\*This information has been prepared on the basis of Rajeevika MIS

District Wise SHG Formation FY 2025-26

S.N	District Name	SHG Formation		
		Target	Ach. Upto September 2025	%
1	Ajmer	570	253	253
2	Alwar	1294	685	685
3	Banswara	3072	1005	1005
4	Baran	200	111	111
5	Barmer	6715	983	983
6	Bharatpur	1120	475	475
7	Bhilwara	1274	362	362
8	Bikaner	230	95	95
9	Bundi	580	324	324
10	Chittorgarh	560	315	315
11	Churu	325	182	182
12	Dausa	630	318	318
13	Dholpur	1000	272	272
14	Dungarpur	1127	562	562
15	Hanumangarh	330	192	192
16	Jaipur	1280	411	411
17	Jaisalmer	560	233	233
18	Jalore	5547	464	464
19	Jhalawar	170	107	107
20	Jhunjhunu	250	105	105
21	Jodhpur	1027	162	162
22	Karauli	1441	222	222
23	Kota	250	148	148
24	Nagaur	3340	569	569
25	Pali	430	244	244
26	Pratapgarh	1560	294	294
27	Rajsamand	150	165	165
28	Sawai Madhopur	600	263	263
29	Sikar	250	133	133
30	Sirohi	1120	93	93
31	Sri Ganganagar	1800	773	773
32	Tonk	538	269	269
33	Udaipur	660	343	343
<b>Total</b>		<b>40000</b>	<b>11132</b>	<b>28%</b>

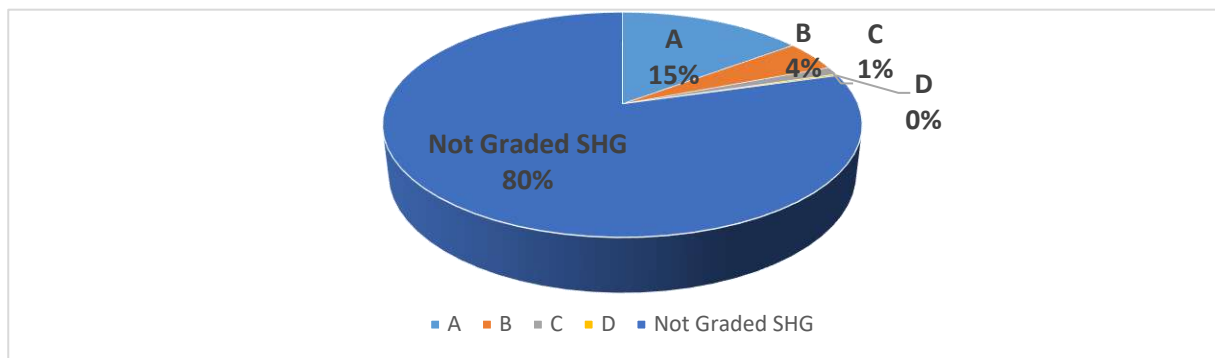
District Wise Revolving Fund(T1) & CIF(t2) Progress FY 2025-26

S.N.	District Name	RF	Ach upto Sep 2025	%	CIF	Ach upto Sep 2025	%
1	AJMER	800	135	17%	1320	1019	77%
2	ALWAR	1500	242	16%	1400	786	56%
3	BANSWARA	4200	978	23%	1300	868	67%
4	BARAN	250	175	70%	300	200	67%
5	BARMER	3300	427	13%	1750	1013	58%
6	BHARATPUR	2900	124	4%	1130	623	55%
7	BHILWARA	400	130	33%	500	265	53%
8	BIKANER	600	37	6%	700	664	95%
9	BUNDI	759	100	13%	650	601	92%
10	CHITTORGARH	400	61	15%	527	224	43%
11	CHURU	690	128	19%	500	301	60%
12	DAUSA	1200	171	14%	500	299	60%
13	DHOLPUR	800	62	8%	516	252	49%
14	DUNGARPUR	1500	447	30%	1771	1475	83%
15	HANUMANGARH	227	132	58%	1000	704	70%
16	JAIPUR	1800	741	41%	1425	959	67%
17	JAISALMER	2000	278	14%	769	716	93%
18	JALORE	2400	78	3%	1000	631	63%
19	JHALAWAR	350	86	25%	500	424	85%
20	JHUNJHUNU	350	30	9%	500	295	59%
21	JODHPUR	1500	113	8%	1500	1353	90%
22	KARALI	1200	222	19%	636	266	42%
23	KOTA	150	64	43%	100	60	60%
24	NAGPUR	1950	176	9%	2100	1135	54%
25	PALI	1020	486	48%	1000	989	99%
26	PRATAPGARH	1000	267	27%	1000	524	52%
27	RAJSAMAND	265	132	50%	211	128	61%
28	SAWAI MADHOPUR	1326	159	12%	775	556	72%
29	SIKAR	500	35	7%	545	406	74%
30	SIROHI	1000	210	21%	500	325	65%
31	SRI GANGANAGAR	1900	379	20%	1200	965	80%
32	TONK	936	309	33%	875	799	91%
33	UDAIPUR	827	122	15%	1500	1287	86%
<b>Grand Total</b>		<b>40000</b>	<b>7236</b>	<b>18%</b>	<b>30000</b>	<b>21112</b>	<b>70%</b>

## Districts Wise SHG Account Opening Status

District	Total No of SHG	Total SHG Account Open	%
AJMER	10577	9848	93%
ALWAR	14383	13416	93%
BANSWARA	23036	20336	88%
BARAN	9264	8742	94%
BARMER	20660	15976	77%
BHARATPUR	12200	9964	82%
BHILWARA	16554	14863	90%
BIKANER	7382	6790	92%
BUNDI	8823	8017	91%
CHITTORGARH	10077	9525	95%
CHURU	9487	8928	94%
DAUSA	9745	8612	88%
DHOLPUR	8223	6928	84%
DUNGARPUR	16439	15180	92%
HANUMANGARH	8206	7958	97%
JAIPUR	16223	14949	92%
JAISALMER	6167	4572	74%
JALORE	10516	6605	63%
JHALAWAR	10773	10041	93%
JHUNJHUNU	6944	6444	93%
JODHPUR	15086	13669	91%
KARALI	12200	10521	86%
KOTA	7352	6977	95%
NAGOUR	12852	10989	86%
PALI	10673	9903	93%
PRATAPGARH	10121	8278	82%
RAJSAMAND	8788	8542	97%
SAWAI MADHOPUR	10021	9274	93%
SIKAR	7903	7246	92%
SIROHI	6770	5295	78%
SRI GANGANAGAR	11483	9058	79%
TONK	9152	7943	87%
UDAIPUR	23336	21948	94%
<b>Total</b>	<b>381416</b>	<b>337337</b>	<b>88%</b>

## SHG Grading Status



## District Wise Not Graded SHGs

S.no	District	Not Graded SHG
1	AJMER	7788
2	ALWAR	12664
3	BANSWARA	19404
4	BARAN	6045
5	BARMER	19207
6	BHARATPUR	9684
7	BHILWARA	11515
8	BIKANER	5010
9	BUNDI	5152
10	CHITTORGARH	5666
11	CHURU	8006
12	DAUSA	8658
13	DHOLPUR	4882
14	DUNGARPUR	15470
15	HANUMANGARH	4865
16	JAIPUR	15554
17	JAISALMER	4809
18	JALORE	9775
19	JHALAWAR	9606
20	JHUNJHUNU	6294
21	JODHPUR	13879
22	KARALI	6851
23	KOTA	1714
24	NAGPUR	9947
25	PALI	10332
26	PRATAPGARH	4338
27	RAJSAMAND	5598
28	SAWAI MADHOPUR	8472
29	SIKAR	4189
30	SIROHI	5529
31	SRI GANGANAGAR	3890
32	TONK	7348
33	UDAIPUR	22120
	<b>Total</b>	<b>294261</b>

District Wise Revolving Fund (T-1) & Community Investment Fund(T-2)

S.N.	District Name	Revolving Fund(T-1)	Amount Rs in lakhs	Community Investment Fund(T-2)	Amount Rs in lakhs
1	AJMER	9075	1491.66	6299	4833.00
2	ALWAR	12135	1951.91	8091	6229.22
3	BANSWARA	18571	2784.80	9592	7112.37
4	BARAN	8572	1318.66	6989	5390.32
5	BARMER	14115	2185.68	6321	4441.54
6	BHARATPUR	8096	1242.10	4921	3385.89
7	BHILWARA	14283	2311.71	9568	7458.10
8	BIKANER	6527	1001.47	5028	3808.47
9	BUNDI	7500	1213.25	5378	4410.00
10	CHITTORGARH	9322	1594.60	6543	5247.12
11	CHURU	8430	1316.87	5254	4404.12
12	DAUSA	7774	1207.88	4693	3943.11
13	DHOLPUR	6580	959.67	4634	3890.05
14	DUNGARPUR	14281	2195.56	11093	9875.32
15	HANUMANGARH	7775	1212.81	4959	3354.48
16	JAIPUR	13743	2107.93	7159	5024.55
17	JAISALMER	3591	557.57	1690	1181.94
18	JALORE	6103	991.12	3711	2648.15
19	JHALAWAR	9881	1644.30	7317	5704.68
20	JHUNJHUNU	6118	1024.25	4182	3055.05
21	JODHPUR	12637	2011.70	7944	5942.55
22	KARALI	9949	1551.20	5417	3778.94
23	KOTA	6835	1107.12	5289	4288.69
24	NAGOUR	9933	1533.28	7905	5802.98
25	PALI	9396	1476.55	6330	4877.56
26	PRATAPGARH	7764	1304.43	5339	3943.81
27	RAJSAMAND	8318	1280.73	6440	4844.06
28	SAWAI MADHOPUR	8032	1280.12	4732	3575.23
29	SIKAR	6902	1180.85	5467	3976.07
30	SIROHI	4936	752.95	3692	2573.30
31	SRI GANGANAGAR	7883	1183.21	4504	3290.73
32	TONK	7712	1184.77	5982	5311.97
33	UDAIPUR	21104	3202.05	14876	11910.91
<b>Grand Total</b>		<b>313873</b>	<b>49362.76</b>	<b>207339</b>	<b>159514.28</b>

\*This information has been prepared on the basis of Vertical


District Wise SHG Having Saving Account but not received Revolving Fund(T-1)

S.N	District	Total SHG Saving Account	Total SHG Received RF	Gap
1	AJMER	9848	9075	773
2	ALWAR	13416	12135	1281
3	BANSWARA	20336	18571	1765
4	BARAN	8742	8572	170
5	BARMER	15976	14115	1861
6	BHARATPUR	9964	8096	1868
7	BHILWARA	14863	14283	580
8	BIKANER	6790	6527	263
9	BUNDI	8017	7500	517
10	CHITTORGARH	9525	9322	203
11	CHURU	8928	8430	498
12	DAUSA	8612	7774	838
13	DHOLPUR	6928	6580	348
14	DUNGARPUR	15180	14281	899
15	HANUMANGARH	7958	7775	183
16	JAIPUR	14949	13743	1206
17	JAISALMER	4572	3591	981
18	JALORE	6605	6103	502
19	JHALAWAR	10041	9881	160
20	JHUNJHUNU	6444	6118	326
21	JODHPUR	13669	12637	1032
22	KARAULI	10521	9949	572
23	KOTA	6977	6835	142
24	NAGAUR	10989	9933	1056
25	PALI	9903	9396	507
26	PRATAPGARH	8278	7764	514
27	RAJSAMAND	8542	8318	224
28	SAWAI MADHOPUR	9274	8032	1242
29	SIKAR	7246	6902	344
30	SIROHI	5295	4936	359
31	SRI GANGANAGAR	9058	7883	1175
32	TONK	7943	7712	231
33	UDAIPUR	21948	21104	844
<b>Total</b>		<b>337337</b>	<b>313873</b>	<b>23464</b>

District Wise SHG 3-Month-Old Active SHG Having not Saving Account and 3-Month-Old Active SHGs Having S/B Account but not Received Tranche-1

SR.NO	District	3-Month-Old Active SHGs not Having S/B Account	3-Month-Old Active SHGs Having S/B Account but not Received Tranche-1
1	AJMER	274	547
2	ALWAR	466	993
3	BANSWARA	1537	1248
4	BARAN	318	115
5	BARMER	3096	1522
6	BHARATPUR	1441	1431
7	BHILWARA	683	424
8	BIKANER	329	158
9	BUNDI	499	419
10	CHITTORGARH	250	154
11	CHURU	279	321
12	DAUSA	626	704
13	DHOLPUR	849	261
14	DUNGARPUR	722	353
15	HANUMANGARH	117	69
16	JAIPUR	590	884
17	JAISALMER	1293	927
18	JALORE	3332	406
19	JHALAWAR	293	60
20	JHUNJHUNU	335	273
21	JODHPUR	747	727
22	KARALI	889	448
23	KOTA	102	79
24	NAGOUR	1109	857
25	PALI	435	275
26	PRATAPGARH	1145	361
27	RAJSAMAND	100	122
28	SAWAI MADHOPUR	389	997
29	SIKAR	450	227
30	SIROHI	858	266
31	SRI GANGANAGAR	1430	820
32	TONK	744	90
33	UDAIPUR	458	463
<b>Total</b>		<b>26185</b>	<b>17001</b>

## SHG Corpus (Rs In Lakhs)



Regular Savings	122530.45
Bank Loan Outstanding	43068.66
VO Loan Outstanding	20916.30
Grant Received	23851.64
Interest Received	52328.94
Other Income	12831.88
Internal Loan Outstanding	274469.03
Cash at Bank	37193.76
Cash at VOs Saving A/C	980.80
Cash In Hand	16342.84
Book Keepers Payment	5410.81
Investments	84.10
Other Expenditure	12629.42

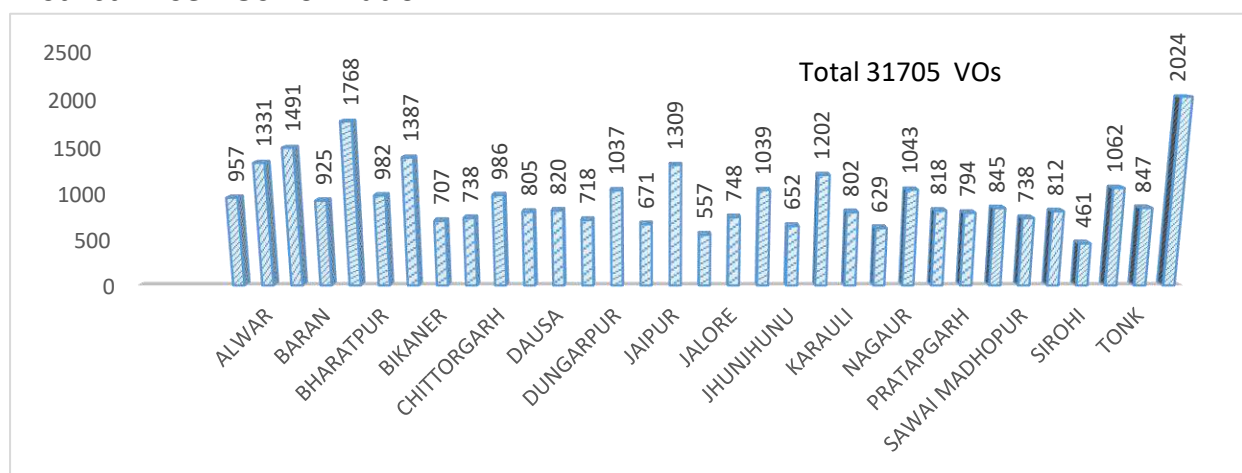
\*This information has been prepared based on Rajeevika MIS

## Village Organizations:

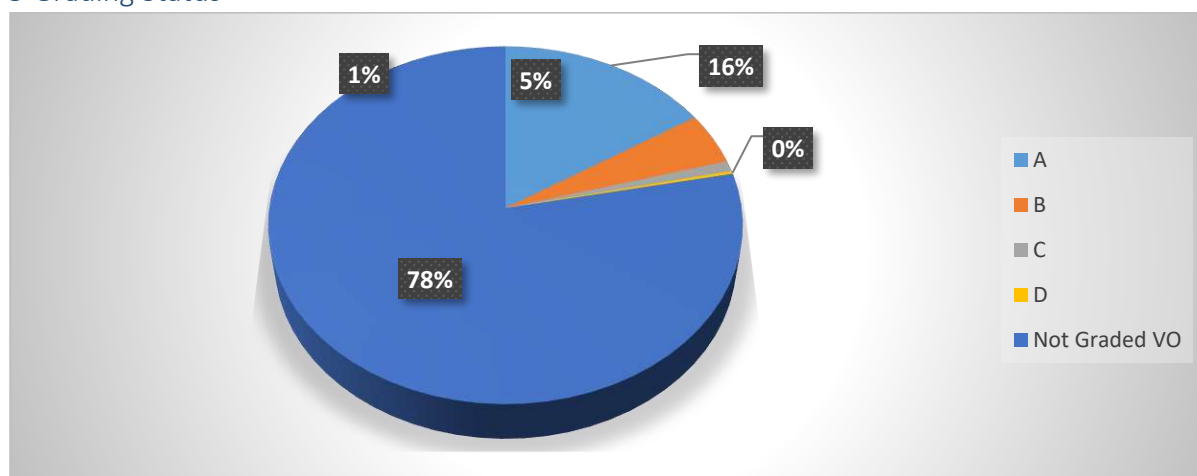
Self Help Groups (SHGs) are further empowered to form village-level federations known as **Village Organizations (VOs)**. In a single village, multiple SHGs—each small and manageable in size—are formed to ensure deeper engagement. However, to enable collective action and strengthen the voice of women at the village level, these SHGs are integrated into a VO, which serves as a platform for organizing and addressing common issues collectively.

Furthermore, **Community Investment Funds (CIF)** are routed through VOs for onward lending to SHGs in the village. The presence of a VO eliminates the need for **Cluster Level Federations (CLFs)** or **RGAVP** to interact individually with each SHG, streamlining fund disbursement and monitoring. **A total of 31,705 Village Organizations has been promoted across the state till the reporting period.**

### District Wise VOs Formation



### VO Grading Status



District Wise Not Graded VOs

<b>S.no</b>	<b>District</b>	<b>Not Graded VO</b>
1	AJMER	727
2	ALWAR	1411
3	BANSWARA	1237
4	BARAN	522
5	BARMER	1954
6	BHARATPUR	788
7	BHILWARA	1024
8	BIKANER	676
9	BUNDI	357
10	CHITTORGARH	483
11	CHURU	589
12	DAUSA	763
13	DHOLPUR	472
14	DUNGARPUR	1036
15	HANUMANGARH	1547
16	JAIPUR	1657
17	JAISALMER	447
18	JALORE	801
19	JHALAWAR	895
20	JHUNJHUNU	770
21	JODHPUR	1324
22	KARAULI	400
23	KOTA	115
24	NAGAUR	992
25	PALI	875
26	PRATAPGARH	333
27	RAJSAMAND	387
28	SAWAI MADHOPUR	672
29	SIKAR	440
30	SIROHI	306
31	SRI GANGANAGAR	827
32	TONK	699
33	UDAIPUR	2096
	<b>Total</b>	<b>27622</b>

## District Wise VOA Status

SR.NO	District	Total VOA	Used VOA (Attached with VO)	Free VOA (Not attached with VO)
1	AJMER	640	345	295
2	ALWAR	664	210	454
3	BANSWARA	1045	522	523
4	BARAN	1652	793	859
5	BARMER	477	292	185
6	BHARATPUR	331	185	146
7	BHILWARA	1568	827	741
8	BIKANER	557	412	145
9	BUNDI	989	644	345
10	CHITTORGARH	733	642	91
11	CHURU	1436	742	694
12	DAUSA	1086	676	410
13	DHOLPUR	754	371	383
14	DUNGARPUR	1143	564	579
15	HANUMANGARH	650	532	118
16	JAIPUR	928	784	144
17	JAISALMER	123	20	103
18	JALORE	179	127	52
19	JHALAWAR	1413	758	655
20	JHUNJHUNU	397	238	159
21	JODHPUR	515	268	247
22	KARAUJI	943	724	219
23	KOTA	1551	484	1067
24	NAGAUER	381	194	187
25	PALI	472	309	163
26	PRATAPGARH	547	421	126
27	RAJSAMAND	1657	801	856
28	SAWAI MADHOPUR	634	370	264
29	SIKAR	619	369	250
30	SIROHI	235	136	99
31	SRI GANGANAGAR	788	605	183
32	TONK	1167	599	568
33	UDAIPUR	1805	967	838
	<b>Total</b>	<b>28079</b>	<b>15931</b>	<b>12148</b>

## Districts Wise VO Account Opening Status

District	Total No of VO	Total VO Account Open	%
AJMER	957	918	96%
ALWAR	1331	1299	98%
BANSWARA	1491	1461	98%
BARAN	925	904	98%
BARMER	1768	1442	82%
BHARATPUR	982	916	93%
BHILWARA	1387	1346	97%
BIKANER	707	675	95%
BUNDI	738	725	98%
CHITTORGARH	986	959	97%
CHURU	805	786	98%
DAUSA	820	800	98%
DHOLPUR	718	637	89%
DUNGARPUR	1037	1005	97%
HANUMANGARH	671	622	93%
JAIPUR	1309	1306	100%
JAISALMER	557	439	79%
JALORE	748	600	80%
JHALAWAR	1039	1020	98%
JHUNJHUNU	652	619	95%
JODHPUR	1202	1110	92%
KARAULI	802	743	93%
KOTA	629	622	99%
NAGOUR	1043	1000	96%
PALI	818	783	96%
PRATAPGARH	794	746	94%
RAJSAMAND	845	838	99%
SAWAI MADHOPUR	738	724	98%
SIKAR	812	789	97%
SIROHI	461	396	86%
SRI GANGANAGAR	1062	959	90%
TONK	847	800	94%
UDAIPUR	2024	1961	97%
<b>Total</b>	<b>31705</b>	<b>29950</b>	<b>94%</b>

\*This information has been prepared on the basis RGAVP MIS

## District Wise Vo Startup Fund

S.N.	District Name	VO Startup Fund	Amount Rs in lakhs
1	AJMER	397	148.8
2	ALWAR	795	277.7
3	BANSWARA	505	164.35
4	BARAN	647	260.85
5	BARMER	224	77.15
6	BHARATPUR	294	107.35
7	BHILWARA	890	330.45
8	BIKANER	398	116.4
9	BUNDI	532	193.74
10	CHITTORGARH	218	90.45
11	CHURU	463	174.3
12	DAUSA	253	85.05
13	DHOLPUR	383	197.65
14	DUNGARPUR	771	282.47
15	HANUMANGARH	106	32.1
16	JAIPUR	681	218.85
17	JAISALMER	42	19.78
18	JALORE	188	54.9
19	JHALAWAR	820	265.4
20	JHUNJHUNU	477	153.67
21	JODHPUR	254	92.8
22	KARAUJI	353	93.65
23	KOTA	632	244.3
24	NAGAUER	476	164.7
25	PALI	496	173.83
26	PRATAPGARH	458	111.7
27	RAJSAMAND	711	232.46
28	SAWAI MADHOPUR	354	118.55
29	SIKAR	532	177.13
30	SIROHI	273	93.5
31	SRI GANGANAGAR	354	119.5
32	TONK	515	189.7
33	UDAIPUR	932	353.03
<b>Grand Total</b>		<b>15424</b>	<b>5416.26</b>

\*This information has been prepared on the basis of Vertical

District Wise VO Having Saving Account but not received Startup Fund

S.N	District	Total VO Saving Account	Total VO Received Startup Fund	Gap
1	AJMER	918	397	521
2	ALWAR	1299	795	504
3	BANSWARA	1461	505	956
4	BARAN	904	647	257
5	BARMER	1442	224	1218
6	BHARATPUR	916	294	622
7	BHILWARA	1346	890	456
8	BIKANER	675	398	277
9	BUNDI	725	532	193
10	CHITTORGARH	959	218	741
11	CHURU	786	463	323
12	DAUSA	800	253	547
13	DHOLPUR	637	383	254
14	DUNGARPUR	1005	771	234
15	HANUMANGARH	622	106	516
16	JAIPUR	1306	681	625
17	JAISALMER	439	42	397
18	JALORE	600	188	412
19	JHALAWAR	1020	820	200
20	JHUNJHUNU	619	477	142
21	JODHPUR	1110	254	856
22	KARALI	743	353	390
23	KOTA	622	632	-10
24	NAGOUR	1000	476	524
25	PALI	783	496	287
26	PRATAPGARH	746	458	288
27	RAJSAMAND	838	711	127
28	SAWAI MADHOPUR	724	354	370
29	SIKAR	789	532	257
30	SIROHI	396	273	123
31	SRI GANGANAGAR	959	354	605
32	TONK	800	515	285
33	UDAIPUR	1961	932	1029
<b>Total</b>		<b>29950</b>	<b>15424</b>	<b>14526</b>

VOs Corpus (Rs In Lakhs)

Regular Savings	•13.52
Bank Loan Outstanding	•180.03
VO Loan Outstanding	•67152.424
Grant Received	•7315.93
Interest Received	•17801.22
Other Income	•148.56
Cash at Bank	•6377.91
Cash at CLFs Saving A/C	•186.87
Cash In Hand	•1804.56
Payments to VOA	•47.48
Interest Paid	•138.56
Investments	•106.53
Other Expenditure	•163.50

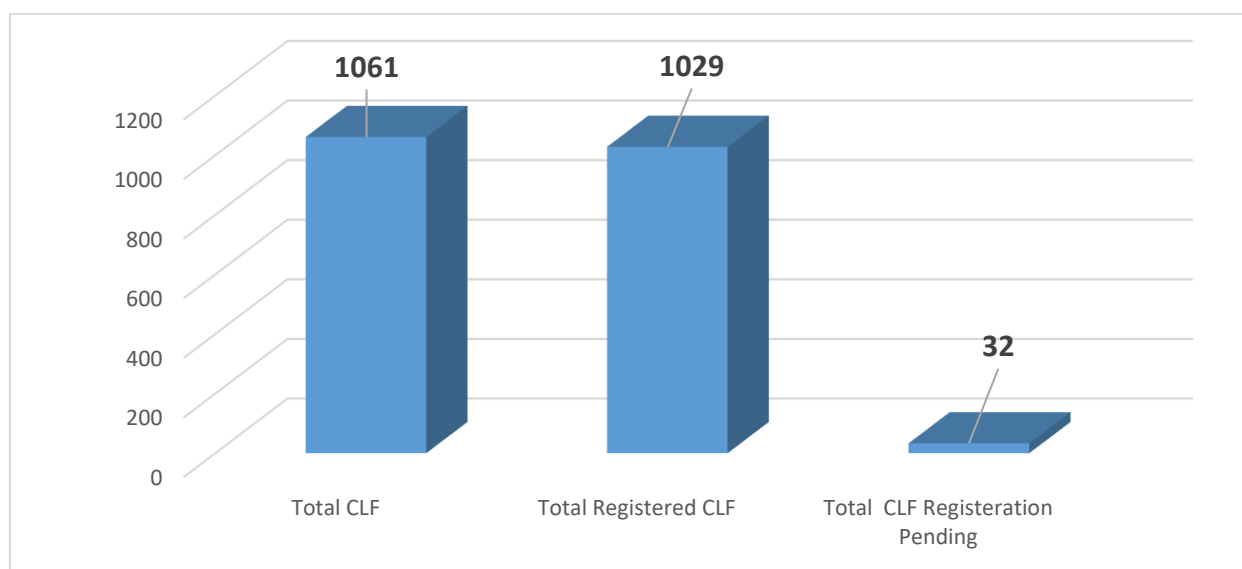
## Cluster Level Federations

**Cluster Level Federations (CLFs)** serve as the **primary community institution** through which the **Community Investment Fund (CIF)** is routed by the project to the grassroots level. Each CLF covers approximately **5,000 women from 35–40 villages** and operates like a **Mini Bank**, managing a corpus of around **Rs. 2.5 crore**. CLFs also act as platforms for representatives of Village Organizations (VOs) to raise and resolve issues related to entitlements, convergence, and the effective implementation of interventions at the community level.

Initially, all project activities such as CIF disbursement, bank linkage, livelihoods promotion, social linkages, and capacity building—except institution formation—were executed by the **RGAVP project staff**. However, with the formation of CLFs, **RGAVP entrusted these federations** with the responsibility of executing all cluster-level activities under the project.

Since the **Office Bearers (OBs)** and **Executive Committee (EC)** members of CLFs belong to poor households and many are semi-literate or illiterate, they initially lacked the capacity to manage these responsibilities effectively. To address this, a **structured six-month training and capacity-building program** was developed and implemented for OBs and EC members. Additionally, **Young Professionals (YPs)** have been deployed as **Cluster Program Managers** in selected CLFs to support them in business planning and operational strengthening.

Till the reporting period, **1,061 CLFs have been promoted**, out of which **1,029 have been registered under the Co-operative Societies Act**.



## District Wise Cluster Level Federations Registration Status

S.N.	District	Total CLF	Total CLF Registered	Total CLF Registration Pending
1	AJMER	35	34	1
2	ALWAR	42	40	2
3	BANSWARA	44	44	0
4	BARAN	27	27	0
5	BARMER	58	54	4
6	BHARATPUR	32	30	2
7	BHILWARA	46	46	0
8	BIKANER	26	25	1
9	BUNDI	19	19	0
10	CHITTORGARH	39	39	0
11	CHURU	26	26	0
12	DAUSA	23	21	2
13	DHOLPUR	16	16	0
14	DUNGARPUR	30	30	0
15	HANUMANGARH	22	20	2
16	JAIPUR	50	49	1
17	JAISALMER	24	24	0
18	JALORE	22	18	4
19	JHALAWAR	29	29	0
20	JHUNJHUNU	27	25	2
21	JODHPUR	56	56	0
22	KARALI	24	23	1
23	KOTA	20	20	0
24	NAGOUR	44	44	0
25	PALI	34	33	1
26	PRATAPGARH	23	23	0
27	RAJSAMAND	28	28	0
28	SAWAI MADHOPUR	23	22	1
29	SIKAR	34	34	0
30	SIROHI	17	17	0
31	SRI GANGANAGAR	29	23	6
32	TONK	24	24	0
33	UDAIPUR	68	66	2
<b>Grand Total</b>		<b>1061</b>	<b>1029</b>	<b>32</b>

## District Wise Cluster Level Federations Repayment Rate Status (Rs in Lakhs)

S.N.	District	Repayment Rate Status (Rs in Lakhs)		
		Demand (Lac) Principal+ Interest	Collection (Lac) Principal+ Interest	%
1	AJMER	225.45	171.01	76%
2	ALWAR	352.84	308.33	87%
3	BANSWARA	257.09	156.1	61%
4	BARAN	252.42	145.08	57%
5	BARMER	517.3	51.05	10%
6	BHARATPUR	167	56.04	34%
7	BHILWARA	280.15	181.4	65%
8	BIKANER	380.8	198.016	52%
9	BUNDI	205.48	135.9	66%
10	CHITTORGARH	230.75	172.84	75%
11	CHURU	139.7	87.31	62%
12	DAUSA	102.57	88.43	86%
13	DHOLPUR	250.33	136.12	54%
14	DUNGARPUR	320.01	161.43	50%
15	HANUMANGARH	119.72	97.89	82%
16	JAIPUR	251.5	230.25	92%
17	JAISALMER	197.8	16.68	8%
18	JALORE	4430	914	21%
19	JHALAWAR	346.17	221.7	64%
20	JHUNJHUNU	97.28	83.4	86%
21	JODHPUR			-
22	KARALI			-
23	KOTA	183.92	120.33	65%
24	NAGOUR	234.58	176.88	75%
25	PALI	210.63	130.89	62%
26	PRATAPGARH	310.03	247.7	80%
27	RAJSAMAND	191.25	160.54	84%
28	SAWAI MADHOPUR	7913	2754	35%
29	SIKAR	514.78	121.34	24%
30	SIROHI			-
31	SRI GANGANAGAR	28.7	20.6	72%
32	TONK	353.73	215.91	61%
33	UDAIPUR	611.25	375.55	61%
	<b>Total</b>	<b>19676.23</b>	<b>7936.716</b>	<b>40%</b>

\*This information has been prepared on the basis Rajeevika MIS

### Districts with CLF Account Opening Status

S.NO	District	Total CLF	Total CLF Account Open	%
1	AJMER	35	34	97%
2	ALWAR	42	42	100%
3	BANSWARA	44	44	100%
4	BARAN	27	27	100%
5	BARMER	58	58	100%
6	BHARATPUR	32	32	100%
7	BHILWARA	46	46	100%
8	BIKANER	26	26	100%
9	BUNDI	19	19	100%
10	CHITTORGARH	39	39	100%
11	CHURU	26	26	100%
12	DAUSA	23	21	91%
13	DHOLPUR	16	16	100%
14	DUNGARPUR	30	27	90%
15	HANUMANGARH	22	22	100%
16	JAIPUR	50	50	100%
17	JAISALMER	24	24	100%
18	JALORE	22	22	100%
19	JHALAWAR	29	29	100%
20	JHUNJHUNU	27	26	96%
21	JODHPUR	56	55	98%
22	KARALI	24	24	100%
23	KOTA	20	20	100%
24	NAGOUR	44	44	100%
25	PALI	34	33	97%
26	PRATAPGARH	23	23	100%
27	RAJSAMAND	28	28	100%
28	SAWAI MADHOPUR	23	23	100%
29	SIKAR	34	34	100%
30	SIROHI	17	17	100%
31	SRI GANGANAGAR	29	29	100%
32	TONK	24	24	100%
33	UDAIPUR	68	66	97%
	<b>Total</b>	<b>1061</b>	<b>1050</b>	<b>99%</b>

\*This information has been prepared on the basis RGAVP MIS

District Wise CLF Startup Fund

S.N.	District Name	CLF Startup Fund	Amount Rs in lakhs
1	AJMER	32	56
2	ALWAR	30	59
3	BANSWARA	40	68
4	BARAN	27	64.5
5	BARMER	46	75.65
6	BHARATPUR	11	16.5
7	BHILWARA	45	89.5
8	BIKANER	22	37
9	BUNDI	19	36.5
10	CHITTORGARH	34	59
11	CHURU	26	71
12	DAUSA	14	10
13	DHOLPUR	16	48
14	DUNGARPUR	24	48.4
15	HANUMANGARH	4	6
16	JAIPUR	49	75
17	JAISALMER	14	27
18	JALORE	22	37
19	JHALAWAR	29	67.5
20	JHUNJHUNU	21	32
21	JODHPUR	21	46.35
22	KARALI	17	25.5
23	KOTA	20	62
24	NAGOUR	20	32
25	PALI	33	65.5
26	PRATAPGARH	15	20.5
27	RAJSAMAND	28	64
28	SAWAI MADHOPUR	20	30.74
29	SIKAR	29	45.5
30	SIROHI	17	37.5
31	SRI GANGANAGAR	8	12
32	TONK	24	48
33	UDAIPUR	63	114.5
<b>Grand Total</b>		<b>840</b>	<b>1587.64</b>

\*This information has been prepared on the basis of Vertical

### District Wise CLF Having Saving Account but not received Startup Fund

S.N	District	Total CLF Saving Account	Total CLF Received Startup Fund	Gap
1	AJMER	34	32	2
2	ALWAR	42	30	12
3	BANSWARA	44	40	4
4	BARAN	27	27	0
5	BARMER	58	46	12
6	BHARATPUR	32	11	21
7	BHILWARA	46	45	1
8	BIKANER	26	22	4
9	BUNDI	19	19	0
10	CHITTORGARH	39	34	5
11	CHURU	26	26	0
12	DAUSA	21	14	7
13	DHOLPUR	16	16	0
14	DUNGARPUR	27	24	3
15	HANUMANGARH	22	4	18
16	JAIPUR	50	49	1
17	JAISALMER	24	14	10
18	JALORE	22	22	0
19	JHALAWAR	29	29	0
20	JHUNJHUNU	26	21	5
21	JODHPUR	55	21	34
22	KARALI	24	17	7
23	KOTA	20	20	0
24	NAGPUR	44	20	24
25	PALI	33	33	0
26	PRATAPGARH	23	15	8
27	RAJSAMAND	28	28	0
28	SAWAI MADHOPUR	23	20	3
29	SIKAR	34	29	5
30	SIROHI	17	17	0
31	SRI GANGANAGAR	29	8	21
32	TONK	24	24	0
33	UDAIPUR	66	63	3
<b>Total</b>		<b>1050</b>	<b>840</b>	<b>210</b>

## 4. Social Inclusion

### 1. Social Inclusion

Rajeevika focuses on eradicating poverty by mobilizing women from vulnerable communities into Self Help Groups (SHGs). Through social inclusion, the mission ensures that no poor family is left behind and that all sections of society, including Persons with Disabilities (PwDs) and the Elderly, are empowered to access livelihood, financial, and social security opportunities.

SI No.	Activity	No. of participants
1	No. of Pwd SHG Promoted	32
2	No. of Pwd Household mobilized	160
3	No. of elderly SHG promoted	12
4	No. of elderly SHG Household	72
5	No. of VRF released to VO	912

### 2. Gender

Rajeevika promotes gender equality across 33 districts through training, awareness, and behavioral change programs. The mission focuses on gender sensitization of participants trained on Gender Poshan Sakhi and promoting equitable participation of women and men in social and economic development.

S.no	Activity	Districts	No. of participants trained on Gender
1	Poshan Sakhi Training	Ajmer	94
2	Poshan Sakhi Training	Bundi	69
3	Poshan Sakhi Training	Chittorgarh	109
4	Poshan Sakhi Training	Jaipur	56
5	Poshan Sakhi Training	Bhilwara	168
6	Poshan Sakhi Training	Dungarpur	116
7	Poshan Sakhi Training	Dausa	57
8	Poshan Sakhi Training	Kota	71
9	Poshan Sakhi Training	Baran	110
10	Poshan Sakhi Training	Jhalawar	107
11	Poshan Sakhi Training	Sirohi	64

### 3. Food, Nutrition, Health and WASH (FNHW)

Rajeevika promotes gender equality across 33 districts through training, awareness, and behavioral change programs. The mission focuses on gender sensitization of participants trained on FNHW Poshan Sakhi and promoting equitable participation of women and men in social and economic development.

S.no	Activity	Districts	No. of participants trained on FNHW
1	Poshan Sakhi Training	Ajmer	94
2	Poshan Sakhi Training	Bundi	69
3	Poshan Sakhi Training	Chittorgarh	109
4	Poshan Sakhi Training	Jaipur	56
5	Poshan Sakhi Training	Bhilwara	168
6	Poshan Sakhi Training	Dungarpur	116
7	Poshan Sakhi Training	Dausa	57
8	Poshan Sakhi Training	Kota	71
9	Poshan Sakhi Training	Baran	110
10	Poshan Sakhi Training	Jhalawar	107
11	Poshan Sakhi Training	Sirohi	64

#### 4. PRI-CBO Convergence (VPRP)

The Village Prosperity Resilience Plan (VPRP) is a community-driven process that aligns SHG-based planning with Gram Panchayat Development Plans (GPDP). It ensures inclusion, convergence, and transparency in local development.

S.No.	Activity	Details
1.	District/ Block training/ Cadres	Training on Village Prosperity Resilience Plan preparation
2.	Coordination Committees	Formed at district and block levels by Collectors and VDOs.
3.	Current Status	Trainings completed in most districts; ongoing in a few.

#### 5. Samaveshi Ajeevika Yojna (UPARJAN)

Note: The Samaveshi Ajeevika Yojna targets 4,000 vulnerable households in Baran, Karauli, and Sirohi districts, focusing on long-term social and economic inclusion through sustainable livelihoods and capacity building.

Activity	Details
Project Coverage	4,000 households in Baran, Karauli, and Sirohi.
Key Actions	Household selection, cadre policy, and CSG/LSG guidelines completed.
Samaveshi Sakhi Training	5-day training (14–19 Sept 2025) on Goatery and Vegetable modules conducted.
Baseline Survey	Completed for 3,827 households; error rectification drive ongoing.
LHP Survey	LHP Survey has been completed 3945 HHs.
LHP Verification	LHP Verification has been completed for 427 HHs as 10% Sample with 97% accuracy.
Small Group Formation	Small Group Formation is completed in field . The same is being updated on sarathi
Consumption Support Grant (CSG) Process	CSG account mapping and bill Generation Process has been Completed for has been Completed for 3900 beneficiaries. s.

#### State Level Convergence Meeting

The meeting was held on August 29, 2025, at Jaipur, chaired by Mrs. Neha Giri, State Mission Director, RGAVP. Officials from multiple departments and partners like UNICEF, CMF, The Nudge, and Sightsavers attended.

Mrs. Giri highlighted RGAVP objectives, SHG structure (SHG, VO, CLF), and need for staff sensitization. SISD presented key themes: Food, Nutrition, Health & WASH, Gender, Samaveshi Aajeevika Yojana, PwD inclusion, and VPRP-PRI CBO convergence.

#### Key decisions:

- Departments to sensitize staff and coordinate with SHGs.

- Share schemes, IEC materials, and joint activity calendars.
- Issue letters to district officials for RGAVP support.
- Separate meetings for Agriculture, Horticulture, TADA, PRI, Animal Husbandry.
- RGAVP to share GRC details with RALSA and Police.

**Department highlights:**

- **Panchayati Raj:** Incorporate VPRP; VO/CLF participation.
- **Health & ICDS:** ASHA/ANM involvement; Poshan Sakhi integration.
- **Horticulture & Agriculture:** Kitchen gardens, training, inputs.
- **Animal Husbandry & Fisheries:** Livelihood support; Pashu/Poshan Sakhi coordination.
- **Women Empowerment & Police:** Awareness, self-defense, psychological support.
- **Education & Rural Development:** VO-SAC in schools; linkages to entitlements.
- **Jal Jeevan Mission/PHED:** CLF/VO participation in water planning.

State Level Convergence Meeting

The meeting was held on **August 29, 2025**, at Jaipur, chaired by **Mrs. Neha Giri, State Mission Director, RGAVP**. Officials from multiple departments and partners like UNICEF, CMF, The Nudge, and Sightsavers attended.

Mrs. Giri highlighted RGAVP objectives, SHG structure (SHG, VO, CLF), and need for staff sensitization. SISD presented key themes: **Food, Nutrition, Health & WASH**, Gender, Samaveshi Aajeevika Yojana, PwD inclusion, and **VPRP-PRI CBO convergence**.

**Key decisions:**

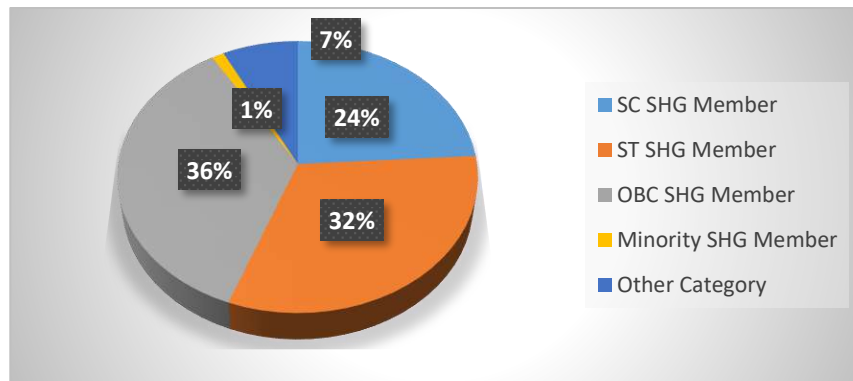
- Departments to sensitize staff and coordinate with SHGs.
- Share schemes, IEC materials, and joint activity calendars.
- Issue letters to district officials for RGAVP support.
- Separate meetings for Agriculture, Horticulture, TADA, PRI, Animal Husbandry.
- RGAVP to share GRC details with RALSA and Police.

**Department highlights:**

- **Panchayati Raj:** Incorporate VPRP; VO/CLF participation.
- **Health & ICDS:** ASHA/ANM involvement; Poshan Sakhi integration.
- **Horticulture & Agriculture:** Kitchen gardens, training, inputs.
- **Animal Husbandry & Fisheries:** Livelihood support; Pashu/Poshan Sakhi coordination.
- **Women Empowerment & Police:** Awareness, self-defense, psychological support.
- **Education & Rural Development:** VO-SAC in schools; linkages to entitlements.
- **Jal Jeevan Mission/PHED:** CLF/VO participation in water planning.



**Snapshots of Successful Convergence**



## 5. Community Cadre Status

Community Cadre	Total Numbers (till September 2025)
Data Entry Sakhi	828
Bank Sakhi	2542
Krishi Sakhi	33805
Pashu sakhi	35307
Bank Correspondence (BC) sakhi	6977
Digi Pay Sakhi	6053
MCLP CRP	250
BDSP	208
CRP EP(SVEP)	450
FL-CRP	3750
Lakhpati CRP	24907
CBM	20
Udhyam Sakhi	1923
Vandhan Sakhi	495
Van Dhan Manager	56
Drone Sakhi	50
Solar Didi	0
CLF-Manager	587
CLF-Accountant	1050
CLF-Cluster Coordinator (CC)	1986
Agriculture Resource Person (ARP)	569
Livestock Resource Person (LRP)	568
CRP- MED (Micro Enterprise Development)	50
Lakhpati Master Trainer	796
Rajasthan Professional Resource Person (RPRP)	235
Bima Sakhi	1008

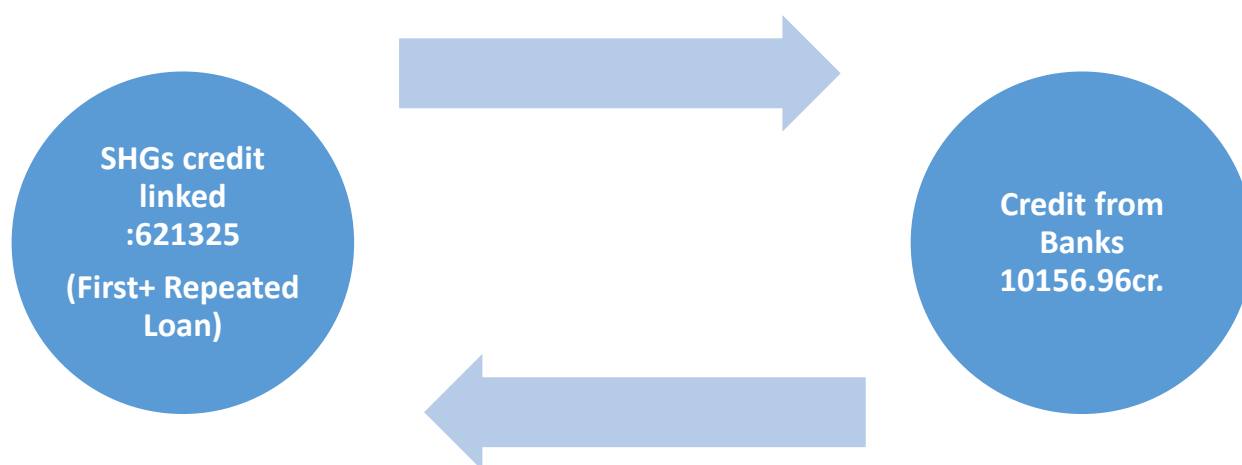
\*This information has been prepared based on CB Vertical

## 6. Financial Inclusion

The main objective of the RGAVP and all different project activities is to mobilise poor and their capital formation at household and group level. Access to financial services plays a crucial role in poverty alleviation and inclusive growth.

The SHGs who are regular in following Pancha sutra and following good management & financial norm are being supported further with provision of Revolving Fund and Community Investment Fund (CIF) through Micro Credit Plan (MCP) mode for extending opportunities for livelihoods and various other needs.

This enables SHGs to access loans and undertake Income generation activities individually as per the Micro Credit Plan and increases incomes. Proper use of RF & CIF inculcates financial discipline among SHG members and helps them in accessing bank loan.



### Credit Linkages

**SHG–Bank Linkage** is one of the key prerequisites for **poverty alleviation**, as it not only ensures access to **credit on fair terms** for the poor but also enables them to invest in **sustainable livelihood activities**.

Over the past three years, **RGAVP** has undertaken intensive engagement with banks at both **policy and execution levels** to strengthen SHG–Bank linkages and build **bankers' confidence**. Various initiatives have been implemented, including:

- Identifying **quality SHGs** for credit linkage,
- Deploying **Bank Sakhis**,
- Promoting a **Zero NPA policy**,
- Conducting **on-field orientations** for senior bankers (Zonal/Regional Heads, RRB Chairpersons), and
- Providing **support in loan repayment**.

To further facilitate credit access, **2,565 Bank Sakhis** have been deployed in branches where more than **50 SHGs hold savings accounts**.

As of **September 2025**, a total of **6,21,325 SHGs** (including both first-time and repeated linkages) have been **credit-linked** to the tune of **₹10156.96 crore**.

**District Wise Credit Linkages Progress FY 2025-26**

S.N.	District Name	Bank Loan	Amount (Rs. In Lakhs)	As Per RGAVP MIS		As Per NRLM MIS	
				Upto Sep 2025	Amount (Rs. In Lakhs)	Upto Sep 2025	Amount (Rs. In Lakhs)
1	AJMER	4546	11792	982	3483.79	1,617	2,640.80
2	ALWAR	5231	11929	2695	9188.23	2,009	3,721.06
3	BANSWARA	6166	12034	280	751.38	2,748	2,495.28
4	BARAN	3297	9827	1050	2548.25	2,227	2,963.73
5	BARMER	1806	4120	153	426.96	72	78.21
6	BHARATPUR	4087	8902	85	183.5	1,179	1,361.64
7	BHILWARA	4836	13484	671	2257.79	2,409	3,261.06
8	BIKANER	1822	4540	119	379.61	292	220.83
9	BUNDI	2692	5907	685	1829.68	1,595	1,752.63
10	CHITTORGARH	3442	10152	541	1581.21	1,273	1,130.01
11	CHURU	3265	7840	869	2539.66	347	288.1
12	DAUSA	2781	5623	966	3130.88	754	1,476.45
13	DHOLPUR	2088	4856	548	1663.38	590	639.02
14	DUNGARPUR	4111	11119	745	1721.06	3,716	3,502.14
15	HANUMANGARH	2950	6117	1346	3192.02	228	191.41
16	JAIPUR	4425	11424	1699	6132.13	441	945.73
17	JAISALMER	468	715	85	147.9	46	41.71
18	JALORE	637	1114	79	230.84	13	13.96
19	JHALAWAR	3224	7609	127	327.93	1,095	1,562.19
20	JHUNJHUNU	2991	6968	1030	3027.14	683	864.31
21	JODHPUR	2821	8219	319	1037.87	355	286.41
22	KARAULI	3386	7567	605	2166.77	986	927.26
23	KOTA	3071	9606	649	2376.57	2,016	2,755.99
24	NAGAU	3812	8985	707	2093.47	439	891.9
25	PALI	2741	6358	1114	3312.8	218	318.37
26	PRATAPGARH	2700	7987	301	790.16	1,994	1,892.11
27	RAJSAMAND	3627	12381	963	3424.52	697	1,262.48
28	SAWAI MADHOPUR	3144	5759	382	960.04	549	576.87
29	SIKAR	3289	7798	283	848.86	692	781.66
30	SIROHI	2120	4267	195	414.45	91	53.23
31	SRI GANGANAGAR	3128	6253	609	1881.67	218	200.45
32	TONK	3990	8881	637	1954.17	716	903.5
33	UDAIPUR	7496	17867	249	820.5	3,530	4,527.39
<b>Total</b>		<b>110190</b>	<b>268000</b>	<b>21768</b>	<b>66825.68</b>	<b>35835</b>	<b>44528</b>

NATIONAL RURAL LIVELIHOODS MISSION BANK LINKAGE							
R2.2 Geographic Wise Loan Delinquency Report 01-10-2025 Amount in Lakhs							
S.No	District	Outstanding		NPA		% of NPA	
		No of Account	Amount	No of Account	NPA Amount	No of Account	NPA Amount
1	2	3	4	5	6	7	8
1	Ajmer	10,851	16,845.08	390	572.49	3.59	3.4
2	Alwar	11,671	19,698.44	614	838.23	5.26	4.26
3	Banswara	9,344	16,654.55	402	244.09	4.30	1.47
4	Baran	5,494	9,315.30	435	370.96	7.92	3.98
5	Barmer	2,477	2,735.70	319	157.41	12.88	5.75
6	Bharatpur	5,589	7,768.71	339	375.62	6.07	4.84
7	Bhilwara	10,174	14,756.29	369	400.56	3.63	2.71
8	Bikaner	3,343	4,151.32	324	284.04	9.69	6.84
9	Bundi	4,469	6,216.41	341	292.78	7.63	4.71
10	CHITTORGARH	5,631	6,506.37	282	171.41	5.01	2.63
11	Churu	5,661	7,323.45	118	96.77	2.08	1.32
12	DHOLPUR	3,459	4,438.98	317	186.1	9.16	4.19
13	Dausa	5,495	7,781.44	244	179.28	4.44	2.3
14	Dungarpur	8,879	18,754.79	176	175.15	1.98	0.93
15	Hanumangarh	4,158	4,608.32	225	164.12	5.41	3.56
16	JHUNJHUNU	6,425	8,869.31	96	79.67	1.49	0.9
17	Jaipur	12,207	18,926.09	420	294.36	3.44	1.56
18	Jaisalmer	507	551.27	40	19.14	7.89	3.47
19	Jalor	711	616.59	82	36.95	11.53	5.99
20	Jhalawar	4,719	6,487.90	286	149.43	6.06	2.3
21	Jodhpur	5,078	6,117.85	203	177.57	4.00	2.9
22	Karauli	4,421	5,659.12	404	307.44	9.14	5.43
23	Kota	4,856	9,783.80	137	121.43	2.82	1.24
24	Nagaur	6,078	7,404.04	289	238.46	4.75	3.22
25	Pali	4,209	5,556.51	195	177.07	4.63	3.19
26	Pratapgarh	4,634	7,651.42	224	200.2	4.83	2.62
27	Rajsamand	7,309	10,041.33	301	276.67	4.12	2.76
28	SRI GANGANAGAR	5,340	6,481.82	357	241.35	6.69	3.72
29	Sawai Madhopur	2,169	2,899.31	198	133.91	9.13	4.62
30	Sikar	6,834	8,416.28	400	345.92	5.85	4.11
31	Sirohi	1,346	1,175.34	127	69.56	9.44	5.92
32	Tonk	4,342	5,826.45	154	190.97	3.55	3.28
33	Udaipur	13,661	23,885.75	944	551.93	6.91	2.31
34	Unmatched SHGs	1,551	2,098.35	37	23.86	2.39	1.14
	<b>Total</b>	<b>1,93,092</b>	<b>2,86,003.68</b>	<b>9,789</b>	<b>8,144.90</b>	<b>5.07</b>	<b>2.85</b>

## 7. Digital financial inclusion initiatives

### 1. Development of Business Correspondent (BC) Channel Ecosystem – An Alternative Banking Channel

To provide doorstep banking services in rural areas, RGAVP promotes SHG members as BC agents in collaboration with banks.

- Identification, training, and deployment of SHG members as **BC Sakhi / DigiPay Sakhi**
- **Mission One GP–One BC**: Training and IIBF certification of selected SHG women through RSETIs
- **Dual authentication** system for CBOs to ensure secure transactions
- **Handholding and mentoring support** for BC/DigiPay Sakhis to make their services a **sustainable income model**
- **Regular tracking** and reporting of business volumes handled by BC agents

### 2. Social Security of SHG Members – Insurance & Pension Initiatives

Ensuring financial risk coverage and social protection through insurance and pension services.

- Awareness campaigns and **convergence with schemes** like PMJJBY, PMSBY, and APY
- Identification, training, and deployment of **Bima Sakhis** for enrolment and claim support
- Insurance coverage under:
  - **PMJJBY** / Other life insurance schemes
  - **PMSBY** / Other accidental insurance schemes
- Pension enrolment and support under **APY / other pension schemes**

### 3. Financial Literacy Promotion

Strengthening financial awareness and capability among SHG members through structured literacy programs.

- Coordination with **FLCCs and Financial Literacy CRPs (FLCRPs)**
- Training **Master Trainers** on financial literacy modules
- Identification, training, and deployment of **FLCRPs** to conduct training at SHG level
- Distribution of standardized **Financial Literacy Toolkits**
- Conduct of **village-level training** by FLCRPs to promote responsible financial behavior

## Digital Finance Progress

S.No.	Particulars	Progress upto September 2025
1	Number of SHG members deployed as BC Agents	6977
2	Number of SHG members deployed as Digi pay	6053
3	Training and IIBF Certification under Mission One GP - One BC of SHG members	10324
4	No. of SHG members covered under life insurance (PMJJBY/other) – (During the FY- 2025-26)	3296330
5	No. of SHG members covered under accidental insurance (PMSBY/other) – (During the FY 2025-26)	3880340
6	No. of SHG members subscribed to Pension products (APY/Other pension product-)	247358
7	No. of FLCPRs trained	2751
8	No. of SHGs trained on Financial Literacy	421124
9	Total No. of Transactions during the FY 2025-26 (Lakh)	44.12 Lakh
10	Total Amount of Business Transaction in FY 2025-26 (Crore)	470.98 Crore

District Wise BC Development and Digi pay Sakhi Target FY 2025-26

S.No	District	Business Correspondent (BC) Deployment		Digi pay Sakhi	
		Target	Achievement upto September 2025	Target	Achievement upto September 2025
1	Ajmer	4	11	21	0
2	Alwar	33	20	15	0
3	Banswara	45	6	20	0
4	Baran	20	10	0	0
5	Barmer	60	42	20	0
6	Bharatpur	60	2	25	0
7	Bhilwara	51	40	12	0
8	Bikaner	40	15	15	0
9	Bundi	35	15	0	0
10	Chittorgarh	40	5	0	0
11	Churu	40	10	0	0
12	Dausa	30	22	0	0
13	Dholpur	40	42	0	0
14	Dungarpur	50	3	0	0
15	Hanumangarh	35	24	0	0
16	Jaipur	138	16	15	0
17	Jaisalmer	30	0	10	0
18	Jalore	55	11	30	0
19	Jhalawar	35	20	0	0
20	Jhunjhunu	55	37	10	0
21	Jodhpur	85	7	50	0
22	Karauli	35	16	0	0
23	Kota	35	9	0	0
24	Nagaur	70	21	0	0
25	Pali	49	5	17	0
26	Pratapgarh	50	1	0	0
27	Rajsamand	45	10	0	0
28	Sawai-Madhopur	50	5	10	0
29	Sikar	30	7	10	0
30	Sirohi	15	3	0	0
31	Sri Ganganagar	45	13	10	0
32	Tonk	30	9	0	0
33	Udaipur	65	0	10	0
<b>Total</b>		<b>1500</b>	<b>457</b>	<b>300</b>	<b>0</b>

## 8. Livelihood Development

RGAVP has prepared livelihood strategy plan to cover maximum no of SHG member households by integrating farm, off farm and non-farm-based livelihood development activities across the State.

RGAVP has planned to take up the following livelihood development in an integrated way for members of SHGs, the rural poor women.

Name of Project	District coverage	Block coverage	Household coverage
Cluster Approach	14	34	52342
MKSP-AAP 1	13	18	119100
SRLM-AAP	33	352	2885550
NRETP-AAP	6	24	78458
Agri Value Chain-Soybean & Coriander	2	8	18345
Dairy Value Chain	3	12	30,033
Total Household Covered			31,83,828

### SRLM AAP (Livestock & Agriculture)

#### Implementation of Farm Livelihood Activities under NRLM-AAP

Farm-based livelihood activities under the **National Rural Livelihoods Mission (NRLM)** are being implemented across all **352 blocks** of Rajasthan. As part of the **Annual Action Plan (AAP)**, a significant cadre of trained community resource persons has been mobilized to support SHG households in adopting sustainable livelihood practices.

Under the NRLM-AAP:

- **35,307 Pashu Sakhis** and **928 Udyam Sakhis (Livestock)** have been deployed to strengthen livestock-based livelihoods.
- **33,805 Krishi Sakhis** and **995 Udyam Sakhis (Agriculture)** have been deployed to promote improved agricultural practices.

Through these efforts, a total of **28.85 lakh SHG member households** have been covered under **Livelihood Pathshalas**, which serve as platforms for awareness building, capacity enhancement, and planning of livelihood interventions under NRLM-AAP.

**.Farm Livelihoods Progress FY-2025-26**

S.N	District Name	Household Covered under Farm Livelihood			Krishi Sakhi Trained and Deployed			Pashu Sakhi Trained and Deployed		
		Target Upto September 2025	Ach Upto Sep 2025	%	Target Upto September 2025	Ach Upto September 2025	%	Target Upto September 2025	Ach Upto September 2025	%
1	AJMER	22366	22413	100.21%	200	178	141.23%	157	207	132%
2	ALWAR	34965	26250	75.08%	250	283	119.55%	246	277	113%
3	BANSWARA	44451	34315	77.20%	300	267	87.22%	312	374	120%
4	BARAN	20823	37400	179.61%	150	209	197.17%	146	230	157%
5	BARMER	33352	31989	95.91%	200	354	151.76%	234	276	118%
6	BHARATPUR	21677	28500	131.48%	150	218	171.17%	152	230	151%
7	BHILWARA	31779	33215	104.52%	250	234	125.93%	223	286	128%
8	BIKANER	21821	26623	122.01%	227	180	101.80%	152	172	113%
9	BUNDI	17567	23774	135.33%	150	95	110.47%	118	179	152%
10	CHITTORGARH	20992	13590	64.74%	200	213	159.81%	147	221	150%
11	CHURU	18933	35500	187.50%	200	242	229.90%	133	245	184%
12	DAUSA	22414	25814	115.17%	150	267	232.17%	158	230	146%
13	DHOLPUR	13453	23946	178.00%	122	160	176.81%	95	143	151%
14	Dungarpur	38452	36270	94.33%	250	296	146.91%	223	270	121%
15	HANUMANGARH	21454	31530	146.97%	150	210	190.91%	151	244	162%
16	JAIPUR	29871	40807	136.61%	250	232	124.84%	210	284	135%
17	JAISALMER	18356	17110	93.21%	150	108	225.00%	66	93	141%
18	JALORE	9409	24237	257.59%	120	139	117.02%	129	246	190%
19	JHALAWAR	29849	22150	74.21%	250	180	117.65%	210	219	104%
20	JHUNJHUNU	11001	18165	165.12%	141	142	253.57%	78	142	183%
21	JODHPUR	29535	28350	95.99%	250	146	0.00%	208	196	94%
22	KARAULI	21692	24960	115.07%	150	118	84.68%	152	225	148%
23	KOTA	14346	24300	169.39%	183	184	252.05%	101	172	171%
24	NAGAUUR	30346	35400	116.65%	250	253	163.23%	213	254	119%
25	PALI	30818	25400	82.42%	250	197	100.63%	217	314	145%
26	PRATAPGARH	18774	20940	111.54%	240	171	137.50%	132	146	111%
27	RAJSAMAND	20165	26861	133.21%	258	267	259.22%	142	266	187%
28	SAWAI MADHOPUR	20847	34680	166.35%	267	128	83.18%	147	232	158%
29	SIKAR	15479	29022	187.49%	198	203	256.96%	109	198	182%
30	SIROHI	14966	16660	111.32%	191	96	126.32%	105	41	39%
31	SRI GANGANAGAR	15470	26410	170.72%	198	200	218.99%	109	201	185%
32	TONK	19802	12350	62.37%	253	144	104.95%	139	193	139%
33	UDAIPUR	64775	78871	121.76%	300	296	97.50%	385	517	134%
<b>Total</b>		<b>800000</b>	<b>937802</b>	<b>117%</b>	<b>6848</b>	<b>6610</b>	<b>141%</b>	<b>5500</b>	<b>7523</b>	<b>137%</b>

### Producer Groups (PGs) under NRLM & NRETP

Since FY 2021-22, **Producer Groups (PGs)** have been implemented under **NRLM** across **33 districts** of Rajasthan to strengthen **marketing and forward linkage** of both **livestock and agriculture commodities**. These groups aim to enhance the collective bargaining power, market access, and income generation of SHG member households.

The PGs focus on key commodities such as:

- **Livestock-based commodities:** Buck, Goat, Poultry, and Milk
- **Agriculture-based commodities:** Soybean, Coriander, Mung, Moth, Chana, Maize, Wheat, among others

These groups are promoted under both **NRLM** and **National Rural Economic Transformation Project (NRETP)**, with technical and capacity-building support for aggregation, value addition, and market linkages.

Project		NRLM		NRETP	
		Agri. PG	Livestock	Agri. PG	Livestock
<b>No. of PG Formed in FY-2025-26</b>		397	381	0	0
<b>Total PG Formed</b>		947	931	600	600
<b>Total PG Involved in Business</b>		550	550	600	600
<b>Turnover</b>	<b>FY-2025-26</b>	Rs.4.46 Cr.	Rs.3.25 Cr.	0	0
	<b>Cumulative</b>	Rs.22.4 Cr.	Rs. 30.42 Cr.	Rs. 22.39 Cr.	Rs.14.99 Cr.

#### Kitchen Garden/Nutrition Garden

**Kitchen Gardens** are a sustainable and cost-effective source of seasonal vegetables and fruits, requiring minimal maintenance. Recognizing their nutritional and economic benefits, **Rajeevika** is actively promoting the development of Kitchen Gardens among **Self-Help Group (SHG) households** under various livelihood initiatives such as **MKSP** and **SRLM-AAP**.

SHG members are regularly **motivated and sensitized** to establish Kitchen Gardens at their homes. During capacity-building sessions, **Krishi Sakhis** and **Pashu Sakhis** are trained on the importance, methods, and management of Kitchen Gardens. These gardens not only contribute to **improved household nutrition** but also significantly reduce the **expenditure on vegetables and fruits**.

As part of the intervention:

- **Seasonal vegetable seeds**, including **creeper varieties**, are distributed to SHG members.
- Kitchen Gardens are integrated into broader livelihood and nutrition initiatives.

#### Progress Update (as of September 2025)

Particulars	Figures
Target for FY 2025–26	3,00,000 Households
Coverage Achieved (up to September 2025)	2,08,627 Households
Cumulative Coverage (Till Date)	10,57,908 Households

## Van Dhan Yojana: -

The Van Dhan Yojana, conceptualized by the National Nodal Agency - TRIFED, is being implemented in Rajasthan through a collaborative framework involving the State Nodal Agency - TADA and the Implementing Agency - RAJAS SANGH. The project aims to strengthen tribal livelihoods through value addition and marketing of Minor Forest Produce (MFP).

### Key Highlights of Implementation

**Coverage & Reach:** A total of 466 Van Dhan Vikas Kendras (VDVKs) have been established across 9 tribal districts: Banswara, Baran, Dungarpur, Jhalawar, Sirohi, Pratapgarh, Kota, Salumber, and Udaipur, covering 1,40,882 SHG households.

**Institutional Collaboration:** An MoU was signed between Rajeevika and Rajas Sangh on 29th March 2022 for the effective implementation of Van Dhan Yojana in Rajasthan.

**Human Resource Deployment:** 58 Van Dhan Managers and 466 Van Dhan Sakhis have been trained and deployed to support VDVK operations.

**Fund Disbursement:** Till date, Rs. 33.42 Crores have been disbursed by Rajas Sangh to the 466 VDVKs for training and toolkit procurement, which includes Rs. 3.7 Crores towards mentoring charges.

**Sales Achievement:** The VDVKs have collectively generated Rs. 13.54 Crores (₹1354.13 lakh) through the sale of value-added products manufactured by SHG members.

**Special Focus:** PM-JANMAN – PVTG VDVKs Under the PM-JANMAN initiative, 90 VDVKs have been formed for Particularly Vulnerable Tribal Groups (PVTGs), covering 15,878 households.

Out of these: 51 PVTG VDVKs have been sanctioned by TRIFED. The remaining 39 VDVKs are under consideration for approval

### FPO Progress

Ministry of Agriculture & Farmer Welfare, GoI has sanctioned the formation of 25 FPO in 25 blocks of 8 districts with 100% CSS support and till August 2022 total of 24 FPO has been registered. RGAVP has been selected as a Cluster-Based Business Organisation (CBBO) for this purpose. The formation and incubation cost of CBBO, limited to a maximum of Rs. 25 Lakh per FPO of support or actual, which is lesser, is to be provided for 5 years from the year of formation. It includes cost towards baseline survey, mobilization of farmers, organizing awareness programs and conducting exposure visits, professional handholding, etc

Sr. No	Indicators	65 FPO Allotted	
		Target	Achievement
1	Management Cost fund demanded	65	65
2	Management Cost received of CBBO & FPO	65	65
3	Hiring of CEO & Accountant for FPOs	65-65	57 CEO 52 Acct.
4	Share Collection (750 per FPO)	48750	45199
5	Equity Grant Application Submitted to IA	65	59
6	Equity Grant received from IA	65	59
7	BoD Orientation training (5 BoD each FPO)	65	65
8	FPO Business Turnover (FY 2024-25) @Rs. In Lakhs	4900	3707

### *Value Chain Development Project*

#### *Dairy Value Chain Programme: -*

Dairy Value Chain Program is being implemented in 6 districts (Kota, Baran, Bundi, Karauli, Sawai madhopur and Jhalawar). Under this Program 29,000 households of Kota, Baran, Bundi and Jhalawar Districts will be covered in three years and 40,000 Households will be covered in five years of period. The total project cost is Rs 41.89 Crores. NDDDB Dairy Services- NDS is working as a Technical Support Agency (TSA).

- MoU was signed with NDDDB Dairy Services (NDS) for implementation of Dairy Value Chain Development on 30th Jan, 2020.
- Ujalaa MPC has set up 805 Milk Pooling Points (MPP).
- The Company has enrolled 30,033 members.
- 3 MCC and 4 BMC started till date.
- 74000 Ltr. Average milk per day is being procured by the Company
- 82 Staffs have been recruited by Ujalaa Milk Producer Company Ltd.
- Total turnover of PE till April 2025 Rs. 400 Cr.

#### *Agri Value Chain Programme: -*

- Agri Value Chain Development Project for Soybean and Coriander is being implemented in 433 villages of 8 blocks in 2 districts - Kota and Baran under NRETP for 18,345 SHG Households.
- Producer Company has been registered with the Name 'Hadoti Mahila Kisan Producer Company Limited' on 12th Sept 2020.
- Till now 18345 household women as a shareholder in the Producer Company.
- The Hadoti MKPC has established 76 D3C (Digital Commodity Collection Centers) in the field.
- Total turnover of PE in the April 2025- Rs. 34.2

## Organic Farming

Interventions under agro-ecological practices are being extended to promote organic farming and certification with the members of SHGs. The Organic Certification of farmer's produce will be done through the Participatory Guarantee System (PGS) of Government of India, PGS certification will be done with the support of ROCA from FY 2022-23.

<b>Sr. No</b>	<b>Indicators</b>	<b>Progress as on March 2024</b>	<b>Target FY 2024-25</b>	<b>Achi. up to March. 25</b>	<b>Target FY 2025-26</b>	<b>Achi. up to Sep. 25</b>
1	District	9	10	10	5	5
2	Block	26	10	10	5	5
3	Villages	428	100	100	50	22
4	Households	17073	3000	3001	750	750
5	LG Formation	1100	200	200	50	50
6	LG registration on PGS portal	1100	200	200	50	50
7	Area under certification (Ha)	7855	600	601	300	150
8	No. of LG Peer Appraisal	1100	200	200	50	-
9	PGS Certificates	1087	200	200	50	-

**Introduction: -**

- The Lakhpati Didi Initiative was announced by the Hon'ble Prime Minister on 15th August 2023 from the ramparts of the Red Fort. The objective of this initiative is to increase the annual household income of Self-Help Group (SHG) members over ₹1 lakh.
- The initiative aims to equip rural women with the necessary skills, resources, and financial knowledge, empowering them to achieve financial stability. It enables them to engage in agriculture, non-agriculture, and other economic activities to achieve their annual handhold income of Rs. 1 Lakh or more.

**Overview: -**

Targets Allotted: -

- **By Government of India (NRLM):** - 11.27 Lakh (to be achieved in 3 Years' time)
- **By Government of Rajasthan – Budget Announcement 2024-25:** - 15.00 Lakh.  
In Budget Announcement **2025-26:** - Additional 5 Lakh
- **Total Target (FY 2025-26):** -20 Lakh (including FY 2024-25)

Achievements:

S.No.	Indicators	Targets	Achievement	Percentage
1	Identification of Potential Lakhpati didi	20,00,000	20,36,844	101.84%
2	Selection and mapping of CRPs	18,525	19,263	104%
3	Trainer	497	796	160%
4	Training of Potential Lakhpati didi	20,00,000 (Identified)	18,80,350	94.01%
5	Lakhpati didi Hhs income more than 1 lakh or more, entry on Digital Aajeevika Register (Online module given by NRLM)	20,00,000	10,99,940	54.99%

## 9. Nonfarm Livelihoods

The Rural Non-Farm Sector (RNFS) holds the key to faster economic development of the country. Rural non-farm employment is considered important to the landless, small and marginal farmers and can have a significant impact in poverty alleviation, economic growth, rural development, employment generation and sustainability of natural resources. In addition to high potential for employment, the sector is economically important from the point of low capital investment and high ratio of value addition. Under the National Rural Livelihood Mission (NRLM), the development of non-farm livelihood activities is a key approach for the economic empowerment of women. Self Help Group (SHG) members are urged to launch "Micro Enterprises" with the aid of community investment funds (CIF) and community enterprises funds (CEF).

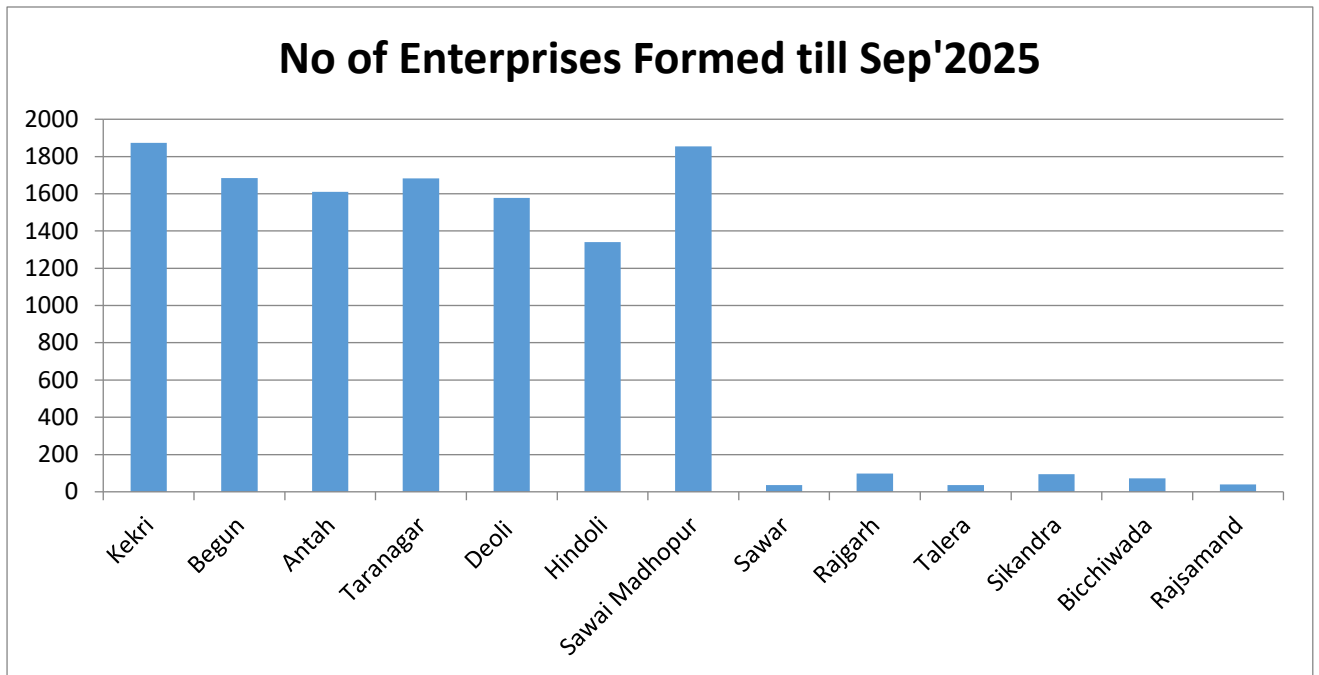
Rajasthan Grameen Aajeevika Vikash Parishad (Rajeevika) has been playing a leading role to promote non-farm livelihood activities as a major thrust area since its inception. The objective is to improve income and quality of life of rural population through cooperation with the business community. In order to provide many rural poor women self-employment opportunities in the non-farm sector, Rajeevika has been providing skill development, capacity building, mentorship, and marketing support to members of SHGs throughout the state. Some of the key projects under Non-Farm Livelihoods include the Start-up Village Entrepreneurship Program (SVEP), Micro Enterprise Development (MED), One Stop Facility (OSF), Clusters, Ajeevika Grameen Express Yojana (AGEY), Canteen, Non-Farm Producer Group, Rajeevika Mart, Saras Fair, Sanitary Pad Production, etc.

Through various initiatives and projects, a total of 95768 households have been covered under Non-Farm Livelihoods.

### Start-up Village Entrepreneurship Program

The Start-up Village Entrepreneurship Program (SVEP) is the sub-scheme under the National Rural Livelihoods Mission initiated by the Ministry of Rural Development with the objective of addressing the issue of poverty and unemployment by encouraging entrepreneurship initiatives among the rural youth in the country. SVEP aims to establish systems that work on knowledge dissemination, advisory and financial support to the entrepreneurs that can lead to the identification and assisting of rural start-up entrepreneurs and provide handholding support to set up the right enterprise and sustain the same in the long run.

<b>SVEP Progress (Enterprises)</b>	Cumulative target till March 2026	Achievement till September 2025	Cumulative % achievement
	19553	13799	70.57%



### Major Enterprises

Business Category	No. of enterprises
Kirana Shop	6723
Ladies Store	1642
Tailoring	1133
Flour Mill	804
Readymade Shop	1034
Salon and Beauty Parlour	522
Vegetable Trading	283
Furniture Shop	192
Others	1466
<b>Total</b>	<b>13799</b>

## One Stop Facility -NRLM

OSF is envisaged as a business facilitation-cum-incubation centres at the sub-district level of block to provide business development services to existing micro-enterprises on a growth tracker as well as new enterprises that have the potential to grow.

- OSF-NRLM is going on in 18 blocks of Rajasthan.
- Training of BDSPs have been completed.
- 3724 enterprises have been supported till date under NRLM OSF.

## Mirco Enterprise Development (MED)

The Micro Enterprise Development (MED) programme aims to support SHGs and their family members' enterprises in the non-farm sector. The project provides necessary hand-holding and post-enterprise grounding support to entrepreneurs through CIF and bank linkage.

- 898 enterprises have been credit-linked with banks.
- 2537 enterprises have been provided support through the Community Investment Fund.

## OBOP (One Block-One Product)

Initiated in October 2018, One-Block-One-Product was established to identify and promote artisans and their craft. Support is provided in terms of credit linkage, marketing and branding.

As of date, 65 products are made in 82 blocks across 33 districts. A total of 5800 members are currently being supported under this project. These artisans are provided specific trainings to improve their skills, production and ensure profit maximisation. Some of these products have been displayed on various e-commerce platforms like Amazon, GeM and FlipkartNon-Farm

## Producer/Business Group

Producer/Business Group are seen as a useful organisational mechanism for mobilising artisan collectives to improve their economic and social situation. Such organisations are perceived to have an ability to generate resources from their members.

Currently, 288 Non-Farm Producer/Business Groups have been formed which has a household coverage of 8640 SHG members. Each Producer/Business Group has been formed based on one specific activity. These producer groups have been formed for the various manufacturing products such as - Sanitary pad, Soap, Washing Powder, Paper Products, Slippers, Pickle, Papad, Namkeen, Daal, Spices etc

## Canteen Establishment

254 canteens have been established across various districts and blocks to promote SHG livelihoods. The detailed district-wise list is provided in the table below:

Sr. no.	District name	Total block	Total canteen in block	Block name where canteen is running
1	AJMER	11	9	Ajmer Grameen (Pushkar) Pisangan Arai Kishangarh Srinagar Kekri Sawar Masuda Jawaja Ajmer District
2	ALWAR	16	7	Behroad, Malakhera, Rajgarh, Thanagaji, Kumred
3	BANSWARA	11	7	Arthuna, Bagidora, Banswara, Garhi, Ghatol, Sajjangerh, Talwada
4	BARAN	8	3	Shabad, Baran, Antah
5	BARMER	21	17	1. Sedwa 2. Gudamalani 3. Ramsar 4. Gida 5. Aadel 6. Siwana 7. Dhanau 8. Chohtan 9. Sheo 10. Patodi 11. Dhorimana 12. Kalyanpur 13. Barmer Rural 14. Bayatu 15. Gadraroad 16. Payla Kalla
6	BHARATPUR	12	11	Kaman, Deeg, Nagar(2), Sewar, Bhuswara(2), Weir, Nadbai, Sewar, Roopwas
7	BHILWARA	14	2	Raipur, Baneda

8	BIKANER	9	10	Shri Dungargarh Lunkaransar Bikaner Panchu Poogal Khajuwala Bajju Kolayat
9	BUNDI	5	5	Bundi, Patan, Nenwa, Hindoli
10	CHITORGARH	11	12	Chittorgarh Bhadesar Gangrar Dungla Begun Rashmi Bhasorgarh Bhupalasagr Bhadesar Nimbahera Barisadri
11	CHURU	7	8	Churu, sardarsahar(2), ratan garh, raj garh, sujan garh, bidasar, taranagar,
12	DAUSA	11	5	Dausa,lawan,Baswa,Bandikui, Mahuwa
13	DHOLPUR	6	6	Radha Khera, Sapua, Dholpur, Badi, Baseri
14	DUNGARPUR	10	9	Dobra, Bicchiwada, Sabla, Sikhli, Aaspur, Sagwada, Jothri, Seemalwada, Galiyakot
15	HANUMANGARH	7	6	Hanumangarh, badra, tibbi, pilibanga, sangariya
16	JAIPUR	22	12	Jalsu, Jhotwara, Bassi, Jobner, Sanganer, Fagi
17	JAISALMER	7	1	Fathegarh
18	JALORE	10	5	Ahore, Jaswantpura, Jalore, Sayala Sanchor
19	JHALAWAR	8	4	Pidawa, Manohar Thana, Khanpur, Akhlera
20	JHUNJHUNU	11	8	Alsaisar, Bhuwana, Chidawa, Khetri, Jhunjhunu, Nawalgarh, Surajgarh, Singhana, Udaipur Wati
21	JODHPUR	21	17	Balesar, Bapini, Bawdi, Bhopalgarh, Bilada, Chamund Dhechu, Dhawa, Keru, Lohawat, Luni, Mandore, Osian, Pipad, Falodi, Sekhala, Shergarh

22	KARALI	8	7	Todabhim, Mandrayal, Sapotara, Shreemahaveer ji, Hindaun
23	KOTA	5	6	Sangod, Ladpura, Itawa, Kheirabad, Sultanpur, District canteen
24	NAGOUR	15	3	Merta, Nagaur, Degana
25	PALI	10	4	Pali Jaitaran Rani Rohat
26	PRATAPGARH	8	8	Pratapgarh zila parishad Zila collectorate, Arnod, Dalot, Pratapgarh, Choti Sadri, Suhagpura, Dhamotar.
27	RAJSAMAND	8	9	Khamnor, Devgarh, Bheem, Ameth, Kumbhalgarh, Delwara, Railmagra, Rajsamand
28	SAWAI MADHOPUR	7	2	Sawai Madhopur, Chauth Ka Barbara
29	SIKAR	12	12	Ajeetgarh, Dataramgarh, Dhod, Neem ka Thana, Nechua, Fethpur, Laxamagarh, Peerali, Palsana, Patan, Sree Madhopur
30	SIROHI	5	4	Pindwara, Shivganj, Revdhar, Abu road
31	SRI GANGANAGAR	9	8	Ganganagar -3 Padampur -1 Raisinghnagar -1 Anupgarh -1 Gharsana -1 Karanpur -1
32	TONK	7	7	Devali, Uniyara, Malpura, Niwai, Peeplu, Tonk, Toda Rai Singh
33	UDAIPUR	20	20	Kherwara, Mavli, Rishabhdev, Nayagaon, Gogunda, Bhinder, Badgaon, Jaisamand, lasadiya, Jhadol, Sarada, Salumber, Vallabh Nagar, Girwa, Jhallara, Kurabad, Semari, Kotda, Palasiya, Sayra
	<b>Total</b>	<b>352</b>	<b>254</b>	

These canteens are promoted in District Collectorate and major government institutions in blocks which are exclusively run by SHG women.

## Market Linkages/Stores

- The State Government permitted direct procurement of SHG Products up to Rs 5.0 lakh without any procurement procedure for departmental use. Till date, Products worth INR 19.46 Lakhs have been sold.
- Established 11 Marketing outlets for SHG produces at Chaupal Jaipur, Churu (2), Sri Ganganagar, Udaipur, Ajmer, Alwar, Dungarpur, Rajsamand, Jodhpur and Kota.
- Grameen Haats were established in the districts of Bikaner and Sawai Madhopur.
- 310 products are onboarded on Amazon Portal under the Brand- RajSakhi out of which 66 are live.
- 50 products are showcased at Saras Gallery, New Delhi for marketing and sales.
- 70 products have been onboarded on Flipkart-Samarth.
- Disha Rajeevika CLF, Dausa has been identified as the aggregator and seller for Amazon Karigaar and Flipkart Samarth.
- Rajeevika has initiated a strategic partnership with the Open Network for Digital Commerce (ONDC) to expand market access for products made by women associated with Self-Help Groups (SHGs). Under this collaboration, 9 sellers from SHGs have been registered with ONDC

## Fairs/Exhibitions

- On occasion of Teej, Teej Utsav-2025 was organized at Bikaner House, Delhi from 23rd July 2025 to 30th July 2025, which recorded total sale of Rs.71 lakhs.
- On the occasion of Rajasthan Diwas Samaroh 2025, Rajeevika Craft and Food Festival was organized at Bikaner House, Delhi from 25th March 2025 to 2nd April 2025 which recorded total sales of Rs. 60 lakhs.
- Rajsakhi Crafts and Food Festival was organized at Jawahar Kala Kendra, Jaipur in coordination with Department of Tourism from 24th April to 30th April 2025 on the occasion of Rajasthan Diwas Samaroh 2025. The total sales recorded was Rs. 20 lakhs.
- Buyer-Seller Meet was organized at Bikaner House, Delhi on 20th January 2025 which saw participation from leading business firms like Zepto, Licious, Amul, Haldirams, etc
- Saras Raj Sakhi National Craft Mela and Raj Sakhi Food Festival was organized at Jawahar Kala Kendra, Jaipur & IGPRS from 14<sup>th</sup> December 2024 with a record-breaking sale of **INR 6.43 crores**. This year's theme focused on Geographical Indication (GI) Tag products. A

total of 400 Self-Help Groups (SHGs) from various states across the country are participating, showcasing a rich variety of ethnic traditions, arts, crafts, and cuisines. The fair featured 250+ GI-tagged products, offering a diverse selection that highlights India's cultural heritage. Additionally, the fair gained widespread attention on social media, with thousands of views and visits from influencers, further enhancing its visibility and outreach. The Mega Lucky Draw at the Saras Rajsakhi National Fair 2024 was a thrilling addition to this year's fair, creating buzz among visitors and encouraging greater participation in supporting SHG women

- Diwali Mela was organized in IGPRS, Jaipur from 21st to 27th Oct 2024 with a sale of INR 50.09 lakhs.
- Saras Mela was organized in Sawai madhopur from 08<sup>th</sup> to 18<sup>th</sup> March 2024 with a sale of INR 32.3 lakhs.
- Saras National Craft Mela was organized in Jawahar Kala Kendra, Jaipur from 13<sup>th</sup> January to 21<sup>st</sup> January 2024 with a sale of over INR 1 crore.
- Saras Mela was organized in Udaipur from 14<sup>th</sup> to 24<sup>th</sup> Feb 2023 with a sale of INR 60 lakhs.
- Participated in “G-20 Empower Inception Meeting” organized by Ministry of Women and Child Development, Government of India held at Agra from 10<sup>th</sup>-12<sup>th</sup> February 2023 to showcase the different range of products manufactured by SHG women of Rajasthan.
- Divisional mela organized in the districts of Ajmer, Bharatpur, Bikaner, Jaipur, Jodhpur, Kota and Udaipur on the occasion of International Women's Day from 11<sup>th</sup> to 15<sup>th</sup> March 2023.
- Saras National Craft Mela was organized in Jawahar Kala Kendra, Jaipur from 26<sup>th</sup> March to 9<sup>th</sup> April 2023 with a sale of INR 1 crore.
- Rakhi Stalls set up in the premises of Secretariat, Jaipur on the occasion of Rakhi from 24<sup>th</sup> August 2023 to 28<sup>th</sup> August 2023 with a total sale of Rs. 2.44 lakhs.

## Pradhan Mantri Formalisation of Micro Food Processing Enterprise (PM FME)

- About 9861 members involved in food processing activities have been identified for the benefit of Seed capital under PMFME. This support is provided for the formalization and scaling up of food processing activities.
- Agriculture marketing board, the State nodal agency has released a total of Rs. 1391 Lakh for the members. This fund has been sanctioned for 3478 SHG enterprises as seed capital.

## Formalization of Micro Enterprises

About 22275 enterprises have been supported through registrations for FSSAI, Udhgyog Aadhar, PAN Card, and Artisan Cards.

## One Stop Facility- NRETP

OSF is envisaged as a business facilitation-cum-incubation centres at the sub-district level of block to provide business development services to existing micro-enterprises on a growth tracker well as new enterprises that have the potential to grow.

- A total of 8270 enterprises have been selected for support for the OSF.
- 4773 Enterprises have been provided a total INR 23.93 Cr. as Community Enterprise Fund support
- 2848 Enterprises have been provided support of INR 1737.28 Lakhs through bank loans.

## Cluster Development

### Identified Clusters

Activity	Districts	Remarks
Tie & Dye	Churu, Bikaner	Final DSR sent to NRLM for approval.
Kashidakari	Barmer	Final DSR sent to NRLM for approval.
Leather	Dausa	First AGM has been conducted successfully. First Cluster Level Working Committee (CLWC) was conducted successfully.
Canteen	Sri Ganganagar, Churu, Hanumangarh, Jaipur and Sawai Madhopur	The 1 <sup>st</sup> Phase of project initiation state level meeting with Kudumbashree TSA has been completed. Field level café mentors have been deployed in 5 districts (1 <sup>st</sup> Phase) to carry out planned field level activities. Policy of State Resource Group (SRG) is finalized to recruit SRG. Discussion of partnership with hospitality management institutes for training of women entrepreneurs and SRG is in process. CBO mobilization and EDP training in all 6 districts of phase – 1 is completed and 47 women entrepreneurs from 4 CLFs are given training. Preparation of Business Plan is under Process. As per the phase – 1 action plan, after viability study, 9 business plans have been made and submitted for approval. A place has been allocated to RGAVP in the premises of secretariat, Jaipur to set up kiosk. Preparation to set up kiosk at secretariat, Jaipur is under process. Training of canteen members have been completed for operation of canteen at Secretariat, Jaipur.

## Major Non-Farm Products

The details of the major non-farm products are provided in the table below:

District	Product	No of SHG Members
Pali,Udaipur,Jhalawar and Bharatpur	Honey Products	700
Churu	Tie and Dye	500
Bikaner	Handicraft Items	250
Barmer	Applique	350
Dausa	Leather Products	200
Dausa	Carpet	150
Udaipur	Custard Apple Pulp	150
Jaipur	Gota Patti, Paper Products	150
Kota	Kota Doria	100
Nagaur	Off farm (Kasuri Methi,Ker Sangri Etc)	100
Pratapgarh	Off Farm (Gram, Hing)	100
Tonk	Soap	100
Dungarpur	Solar Products	70

## Kalibai Bheel Udaan Yojana

To ensure improved women health and hygiene in Rajasthan, the state government has announced the Kalibai Bheel Udaan scheme with the aim of raising awareness about physical hygiene. Under the scheme, free sanitary napkins will be given to all women free of cost. Preference would be given to SHG women to manufacture Sanitary Napkins for this scheme. About 20% of the Sanitary Pads distributed under this scheme would be manufactured by SHG women. A uniform purchase rate of Rs. 3.30 per pad has been approved by the State Government. Till date, 33 semi-automatic production units have been set up in 33 districts.

Rajeevika promoted CLFs have successfully distributed 2923986 sanitary pads in 1557 selected schools of 12 districts (**Alwar, Bhilwara, Dausa, Dungarpur, Hanumangarh, Jaipur,**

**Jhalawar, Kota, Rajsamand, Sirohi, Sri Ganganagar and Udaipur**) after receiving 1<sup>st</sup> work order from Directorate of Women Empowerment. Total revenue of Rs 96.47 have been made by

CLFs. 2<sup>nd</sup> Work order under UDAAN have been received by 18 districts (**Alwar, Baran, Bhilwara, Chittorgarh, Dausa, Dungarpur, Hanumangarh, Jaipur, Jhunjhunu, Karauli, Jhalawar, Kota, Nagaur, Rajsamand, Sirohi, Sri Ganganagar, Tonk and Udaipur**) for distribution of 4009560 sanitary pads in 2322 selected schools and whose production and distribution is ongoing. Till date, 34.37 lakhs sanitary pads have been distributed in Phase 2 and the work order in Phase 3 for distribution of 4672584 sanitary pads in 22 districts has been received on 29<sup>th</sup> Oct 2024. The preparation for the distribution under the third work order is currently in progress.



**District-Sirohi**



**District-Tonk**

## 10. Youth Skill Building & Employment generation

RGAVP has taken up the task of leveraging asset building on the fields of 1 lakh SHG member's households under Category B under Mahatma Gandhi NREGA. For this, Government of Rajasthan has authorized Cluster Level Federations under RGAVP to work as Program Implementation Agency (PIA) for Category B (ApnaKhet, ApnaKaam) of Mahatma Gandhi NREGA for SHG members. The overall objective is to increase the household income of SHG members to through sustainable livelihood and vulnerability reduction through land development, irrigation infrastructure development, horticulture and dairy farming works on their land. In Chief minister 100 days work plan 7741 financial sanctions for Cat-B works issued, 5511 works implementations started.

### Skill Development:

RGAVP is committed to skilling of at least 1 member of families of SHG members in addition to the other interventions of credit support, livelihood development under farm, non-farm or off farm.

RGAVP has been contributing to achieve the mission of skilling by making skill an integral part of its programme. RGAVP has partnered with Maruti Suzuki Training Academy of Maruti Suzuki India Pvt Ltd, Raymond Tailoring Centre, and Nettur Technical Training Foundation (NTTF) course under National Employment Enhancement Mission (NEEM). All selected and trained youth will be given employment in respective company.

1,83,699 rural youth from SHGs HHs have been skilled with self and wage employment through RSLDC, RSETIs and CIPET

## 11. Rajasthan Mahila Nidhi Credit Cooperative Federation LTD.Rajasthan

Rajasthan Mahila Nidhi Credit Co-Operative Federation Ltd. (RMN) was set up with a view to provide hassle free loans for the day-to-day needs and livelihood activities. RMN was registered on 10-8-2022 under Rajasthan Co-operative Societies Act 2001.

1. The key modules to be provided by TCS/DoIT, Govt of Raj. to RMN are: -
  - (a) e-FMS Loan processing.
  - (b) Loan Authentication module.
  - (c) DCB and Accounting Module.
  - (d) Insurance and Claim processing Module.
  - (e) APNA Mobile application.
  - (f) Android based Attendance Application.
2. RMN executed MoU with SNT for development of Software on 21 March 2023. The contract was effective from 01-11-2022 to 31-10-2023. MoU was renewed from 01-11-2023 to 31-10-2024. TSP changed from SNT/TCS to DoIT/RISL MoU signed on 22-04-2025 (for three years).
3. Status of operationalisation of modules to be provided to RMN, furnished below: -
  - (a) e-FMS Loan processing – Operationalised.
  - (b) Aadhar Authentication – Operationalised.
  - (c) DCB and Accounting Module - Operationalised.
  - (d) Insurance and Claim processing Module – Operationalised.
  - (e) APNA Mobile application – Developed and Operationalised.
  - (f) Android based Attendance Application – Under progress.
  - (g) Mukhyamantri Lakhpati Didi Rin Yojna Android application – Operationalised.

### Progress

- Share Capital of Rs. 71.00 crore received from 710 CLFs till date.
- Disbursed loans of Rs. 535.69 crore to 39118 SHGs and 122208 SHG members till date.
- Capital support of Rs. 50.00 crore received from Govt of Rajasthan during the year 2022-23 and 2023-24.
- Grant support of Rs. 16.76 crore received from Govt of Rajasthan for administrative expenses/interest subvention.
- Interest subsidy @ 8% on Suvidha and Samarth Sakhi loan schemes and 7.5% on Mukhyamantri Lakhpati Didi Rin Yojana are being provided by Govt. of Rajasthan.
- RMN has received support of Rs 100 crore as capital support and Rs 10 crore as grant for Technology and Admin support from Govt of India.
- Loan of Rs 103.61 Crores disbursed during the FY 2025-26.

S.N	Indicator	FY 2022-23 Progress	FY 2023-24 Progress	FY 2024-25 Progress	FY 2025-26 Progress	Total Progress
1	Loan Disbursement (Rs in Crore)	15.92	187.85	228.16	103.61	535.69
2	Number of SHG's Financed	1722	13657	15727	8012	39118
3	Number of SHG Members Financed	3920	45865	55064	17360	122208

## 12. Management Information System (MIS)

RGAVP has a robust system for capturing profiles of community-based organizations (CBOs) & their financial transactions, community cadre, trainings & skill development, livelihoods activities through an online web-based application (i.e., RAJEEVIKA MIS).

Presently, 50.47 lakh household profiles, 4.23 Lakh SHG profiles, 31,705 VO profiles & 1061 CLF profiles have been captured. All kind of data entry like master profiles and monthly transaction data sheets are being collected from filed and being entered by data entry sakhis (DES) placed

Following is some of the main modules of RAJEEVIKA MIS: Community Institutions Modules:

- Community Cadre Module:
- SHG, VO, CLF Module
- Convergence Module:
- HR Module:
- Skill Development Module
- Fund Disbursement Module:
- Livelihood Modules

### Data Entry Sakhis

For getting data into MIS, Data Entry Sakhis (DESs are SHG members trained on entering all MIS related data) have been deployed at CLF level. PA MISs deployed at Blocks level to handhold & support DESs and to check the quality of data and authenticity of the data on sample basis.

A brief about the data porting system of RAJEEVIKA is as under:

Data Entry System: Monthly progress report which is a part of Self-Help Group books is entered online in MIS. Thus, no separate information is required to be compiled for MIS. This has been a major element of success in getting data entered MIS. Also, the role of each person is defined, from writing books, porting the data-to-data entry in MIS. Self Help Groups women members as Data Entry Sakhis have been trained and currently about 806 Data Entry Sakhis at CLF level are deployed for online entry into MIS for which they are earning about Rs 6000 per month. Sample checking of 3-5% data is done and authenticated by DES and Project Associate-MIS on monthly basis to ensure quality of the data being entered. Data verification also being done by a team of 32 independent surveyors (CBM) selected from Self Help Group members, who visits the villages selected on a random basis and check the authenticity of data entered into MIS. This enables RAJEEVIKA to check the quality of data and take remedial action to improve quality of data.

### Raj Sakhi Mobile Application:

Having the concept to facilitate SHG Members formed under the umbrella of Rajeevika, Rajeevika Mobile Application is developed in a very short period. Some of the SHG Members are cadres whom monthly payment of honorarium were being paid manually through District Office and remaining were doing their own business / Livelihood activities with the help of Rajeevika.

Rajeevika Mobile application is having two Features:-

- A. To facilitate cadres in their monthly payment of honorarium from submission of work done report to credit of monthly remuneration in their account, Cadre Payment Module in Rajeevika Mobile Application is developed.
- B. To facilitate remaining SHG Members who are doing their own business or running canteen or doing Farm – Non Farm activities, SHG Member module is developed.

### CADRE PAYMENT MODULE

- Introduction: -

At present, in Rajeevika, approximately 59000 cadres are working. In present practice, monthly payout to cadres are being done manually in which cadre use to prepare her work done manually after a lapse of 2-3 months of completion of the work which submit manually to BPM and BPM, after manually checking, submits to District. District process it manually and all AS FS are being generated manually.

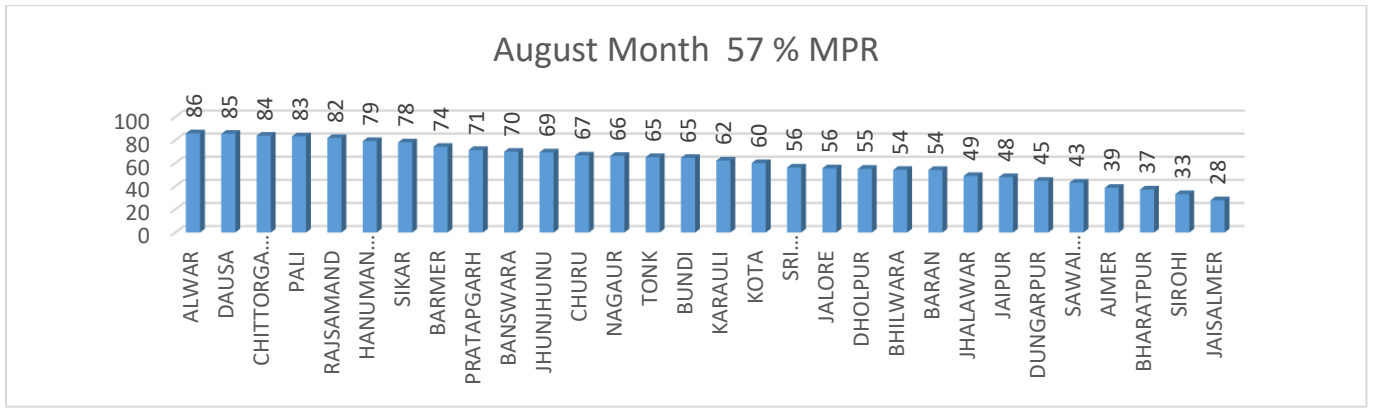
- Objective:-

Because of preparation of work done manually by cadre and whole cadre payment process manually, payment to the cadre is being delayed by 5-6 months' time resulting cadre suffers and faced financial constraints. Very low amount is being paid to cadre and a small amount tooks 5-6 months delay, it is very hard for her to survive. Therefore, for making faster payment and in the same month of submission of work done, this Module is developed which will work online throughout the process.

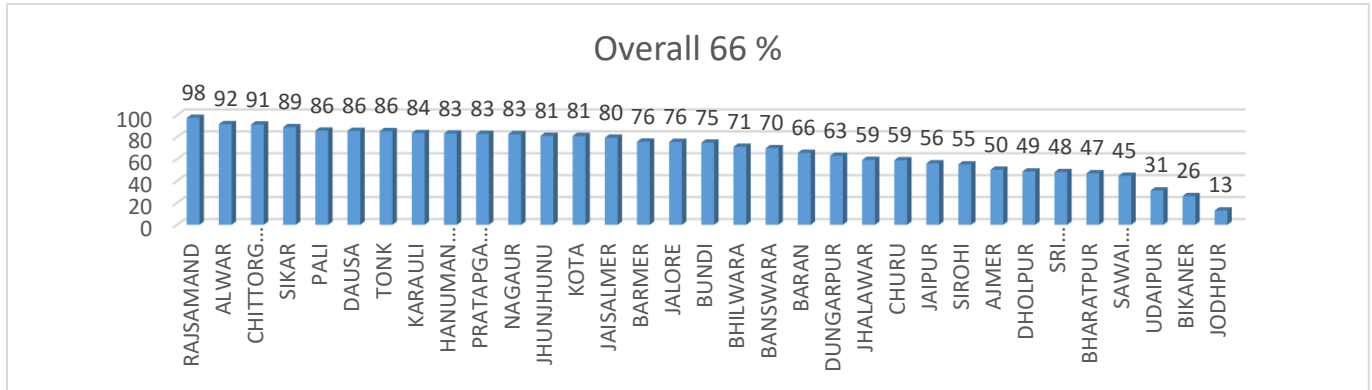
### Other Modules:

1. Training
2. Help Desk
3. Broad Cast
4. Advertisement
5. Government Scheme
6. Canteen
7. Rural Transport
8. Udaan
9. SHG Member Profile
10. Detailed Project Report (DPR)
11. Saras Mela

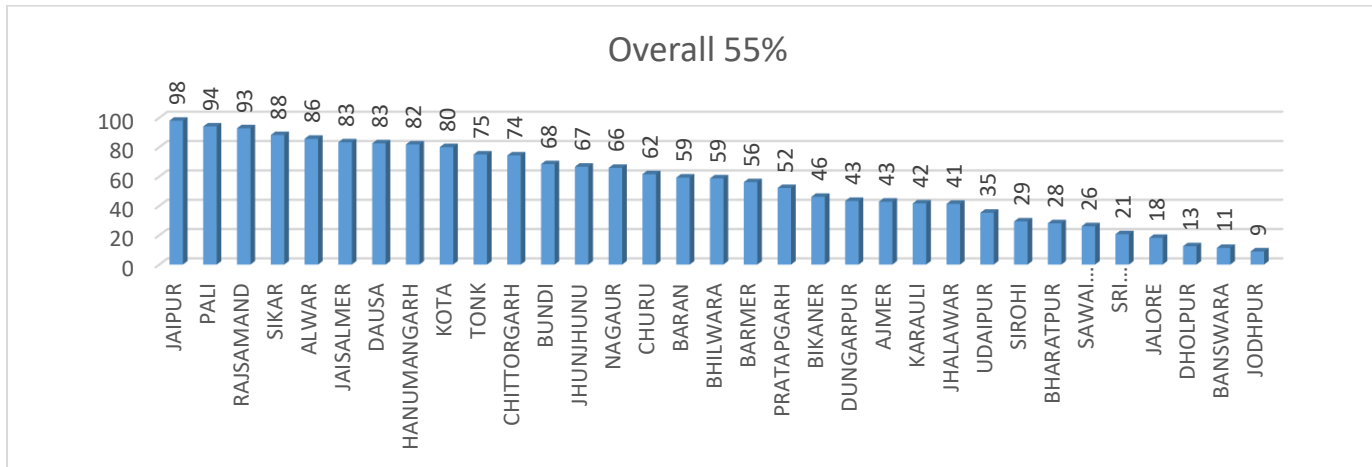
## SHG MPR Status Month August 2025



## VO MPR Status Month August 2025



## CLF MPR Status Month August 2025



## 13. Vertical Wise Analysis

### Institution Building (IB)

#### Overall

- **16091 SHGs are Defunct and 35035 SHGs are Dormant**
- **32 CLFs are not registered in co-operative societies act**
- **Overall, 44079 SHGs Saving account not open**
- **Overall, 1755 Vos and 11 CLFs Saving account not open**
- **23464 SHGs Account open but not received T-1(RF)**
- **129998 SHGs Account open but not received T-2(CIF)**
- **14526 Vos Account Open but not received VO Startup Fund**
- **210 CLFs Account Open but not received CLF Startup Fund**
- **294261 SHGs are not graded in last 3 Months**

#### **FY 2025-26(upto September 2025)**

- 56% SHG formed against target
- 75% HHs mobilized into SHGs promoted by NGO/others department against target
- 47 % SHG Saving Account Open
- 61% Progress in VO Formation
- 221% Vos Saving Account Open
- 34% Progress in CLF Formation
- 29% CLFs Saving Account Open
- 103% progress in Number of Model CLFs to be taken under NRLM against target
- 18% Progress in Number of Model CLFs to be provided Viability gap fund
- 36% Revolving Fund Release against target
- 141 % progress in CIF Release against target
- 13% progress in Number of VOs provided start-up fund
- 30 % progress in Number of CLF provided start-up fund

### Socail Inclusion & Gender, FNHW, VPRP

#### **FY 2025-26(upto September 2025)**

#### **FNHW**

- 174% Progress in Blocks initiated FNHW Initiatives
- 99% Progress in No. of VOs initiated FNHW activities as per the intensive strategy
- 102% Progress in No. of MCLFs completed Visioning 3-FNHW
- 129% Progress in No. of Community Resource Persons trained on FNHW (Total no.)

- 135% Progress in No. of CLFs conducted monthly FNHW review
- 180% Progress in No. of MCLFs conducted monthly FNHW review
- 276% Progress in No. of VOs conducted monthly FNHW review
- 175% Progress in No. of CLF SACs trained on FNHW
- 69% Progress in No. of VO SACs trained on FNHW
- 186% Progress in No. of SHGs conducted monthly meetings on FNHW
- 0% Progress in No. of Poshan walls to be developed at CMTCs/CLF/VO office

## **Gender**

- 143% Progress in Blocks initiated Gender Initiatives
- 124% Progress in No. of Gender CRP trained and deployed
- 59% Progress in No. of CLFs completed training on all 17 modules (4 Gender toolkits)
- 48% Progress in No. of VOs completed training on all 17 modules (4 Gender toolkits)
- 0% Progress in No. of SHGs completed training on all 17 modules (4 Gender toolkits)
- 100% Progress in No. of CLF SACs trained on Gender
- 65% Progress in No. of GPPs trained at SHG level
- 0% Progress in Number of Blocks where Gender forums are established and is functional
- 0% Progress in No of Blocks to be developed as immersions sites (Preferably blocks with MCLF and GRC)
- 128% Progress in No of MCLFs developed Gender Action Plan
- 100% Progress in No of CLFs initiated Gender Fund

## **SI**

- 168 % Progress in Blocks initiated Social Inclusion interventions
- 142% Progress in No. of VO Completed their Vision Building Exercises for SI
- 138% Progress in Number of CLFs in which SI activities initiated
- 142% Progress in No of CLF SACs trained on SISD against the target
- 69% Progress in No. of elderly SHGs promoted ( 100 % members above 55 years).
- 87% Progress in No of PWD SHGs promoted ( 100 % member from PWD )
- 93% Progress in No. of Elderly members mobilized
- 92% Progress in No. of PwD HHs mobilized
- 373% Progress in No of VOs prepared VRP
- 240% Progress in Number of VOs provided VRF

## **Financial Inclusion (FI)**

### **Overall**

- 291522 SHGs are 9-Month-Old
- 171483 SHGs Credit linked as per Rajeevika MIS
- 120039 SHGs not Credit linked as per Rajeevika MIS

- As per NRLM Portal Rajasthan NPA Account Percentage 5.07 and Amount Percentage is 2.85

#### **FY 2025-26(upto September 2025)**

- 121% SHG Bank Credit linkage (Number) against target.
- 126% SHG Bank Credit linkage (Amount) against target.
- 163% Bank Sakhi Positioned against target
- 156% progress in SHG members to be financed for individual economic activities (with SHG's internal funds) against target
- 72% progress in SHG members to be financed for individual economic activities (with SHG's external funds) against target
- 80% progress in No. of Vitta Sakhi trained & place against target

#### **Digital Finance (DF)**

##### **FY 2025-26(upto September 2025)**

- 57% Progress in BC Sakhi deployed against target.
- 0% Progress in Digi Pay sakhi deployed against target.
- 55 %Progress in No. of BCs with 400/more transactions per month (No)
- 58% progress in No. of cadre working as Bima Sakhi (No)
- 114% progress in SHG members to be covered under life insurance against target
- 194% Progress in SHG members to be covered under accidental insurance (NRLM) against target.
- 87% Progress in SHG members to be covered under Health Insurance (NRLM) against target.
- 128% Progress in SHG members subscribed to Pension products (APY/Other product) against target under NRLM.
- 146% Progress in SHGs to be trained under financial literacy against target under NRLM
- 114 % Progress in No. of SHGs trained on FL (No)
- 94 % Progress in No. of SAKSHAM Centre to be established (No)
- 0% Progress in No of members trained under RBI DEA Fund

#### **Farm Livelihoods**

##### **FY 2025-26(upto September 2025)**

- 117% Progress in Number of Mahila Kisans to be covered under Agro-Ecological Practice Interventions (in lakh) against target
- 117% Progress in Number of Mahila Kisans to be covered under Livestock Interventions (in lakh) against target
- 0% Progress in Number of Mahila Kisans to be covered under sub-sector (including all sub-sectors) clusters (in lakh) against target

- 209% Progress in Number of Mahila Kisan HHs to have Agri-Nutrition Garden against target
- 154% Progress in Number of Producers groups to be Promoted against target
- 0% Progress in total amount of fund support to be received by PGs (Lakh INR)
- 154% Progress in Women producers to be covered under Producer Group
- 0% Progress in Women producers to be covered under Producer Enterprise
- 0% Progress in IFC clusters to be promoted
- 91% Progress in Mahila Kisan to be covered under Millet Production

#### Non-Farm

##### **FY 2025-26(upto September 2025)**

- 104% Progress in No. of enterprises supported with under SVEP
- 73% Progress in No. of enterprises supported for bank financing under SVEP
- 15% Progress in Number cadres CRP-EP received training
- 260% Progress in Number of enterprises supported with (CIF/SHG bank loan) under MED
- 210% Progress in Number of enterprises supported for bank financing under MED
- 436% Progress in Number cadres CRP-EP received training under MED
- 146% Progress in Number of enterprises supported with (CIF/SHG bank loan) under OSF
- 78% Progress in Number of enterprises supported for bank financing under OSF
- 61% Progress in Number cadres CRP-EP received training under OSF
- 44% Progress in Enterprises supported under NRLM AAP
- 71% Progress in Enterprises supported for bank financing (loan disbursed to enterprises) under NRLM AAP
- 15% Progress in No. of vehicles procured under AGEY
- 53% Progress in No of enterprises registered under Udyam registration
- 65% Progress in No. of food enterprises have FSSAI registration
- 74% Progress in Individual enterprises under OSF-NRLM
- 316% Progress in Individual enterprises under MED

#### MIS

- SHG MPR Entry Status- August 2025 (56%)
- VO MPR Entry Status – August 2025 (66%)
- CLF MPR Entry Status – August 2025 (55%)
- SHGs cut off/regular transaction Entry Status in LoKOs- 19 %
- VOs cut off/regular transaction Entry Status in LoKOs- 17%
- CLFs cut off/regular transaction Entry Status in LoKOs- 96%
- % of Digital Aajeevika Register Entry in LoKOS- 93%

## 14. Rajasthan -NRLM Progress FY 2025-26(Upto September, 2025)

S.N	Indicator	Total for FY 2025-26	Target Upto September 2025	Ach upto September 2025	%	Cumulative Progress upto September 2025
<b>A.</b>	<b>Institution Building</b>					
1	Number of new villages in which intensive strategy shall be initiated	0	0	314	-	38296
2	Number of SHGs to be promoted	40000	20000	11132	56%	381416
3	Number of SHGs to be promote by NGOs/other department	0	0	0	-	42293
	<b>Total SHG Formed</b>	<b>40000</b>	<b>20000</b>	<b>11132</b>	<b>56%</b>	<b>423709</b>
5	Number of Households to be mobilized into SHGs	400000	200000	150545	75%	4565271
6	Number of Households mobilized into SHGs promoted by NGO/Others	0	0	0	-	482680
	<b>Total Household Covered</b>	<b>400000</b>	<b>200000</b>	<b>150545</b>	<b>75%</b>	<b>5047951</b>
7	Number of SHGs having Saving Bank Accounts	40000	20000	9337	47%	337337
8	Number of Village Organizations to be promoted	380	380	233	61%	31705
9	Number of VOs having saving bank account	380	280	618	221%	29950
10	Number of CLFs to be formed	29	29	10	34%	1061
11	Number of CLF with Saving Bank Account	30	17	5	29%	1050
12	Number of Model CLFs to be taken under NRLM	60	60	62	103%	269
13	Number of Model CLFs to be provided Viability gap fund	50	50	9	18%	60

14	Amount of VGF to be provided to MCLFs ( Rs in Lakhs)	500	500	89.95	18%	745.95
	<b>CIF to Community Institutions</b>					
1	Number of SHGs to be provided RF	40000	20000	7236	36%	313873
2	Amount of RF to be provided to SHGs (in Rs. Lakh)	6000	3000	1120	37%	49363
3	Number of SHGs to be provided CIF	30000	15000	21112	141%	207339
4	Amount of CIF to be released to SHGs (in Rs. Lakh)	22500	11250	17009	151%	159514
5	Number of VOs provided start-up fund	10811	5000	644	13%	15424
6	Amount of start up fund disbursed to VOs (in Rs. Lakh)	3783.85	1750	249	14%	5416
7	Number of CLF provided start-up fund	280	130	39	30%	840
8	Amount of start-up fund disbursed to CLFs (in Rs. Lakh)	420	195	56	29%	1588
<b>B</b>	<b>SI, Gender, FNHW</b>					
	<b>FNHW</b>					
1	Blocks initiated FNHW Initiatives	285	150	261	174%	328
2	No. of VOs initiated FNHW activities as per the intensive strategy	26562	15399	15257	99%	20114
3	No. of MCLFs completed Visioning 3-FNHW	107	107	109	102%	209
4	No. of Community Resource Persons trained on FNHW (Total no.)	3100	2004	2589	129%	6508
5	No. of CLFs conducted monthly FNHW review	1050	651	877	135%	1050
6	No. of MCLFs conducted monthly FNHW review	207	111	200	180%	300
7	No. of VOs conducted monthly FNHW review	26562	8853	24427	276%	28311
8	No. of CLF SACs trained on FNHW	877	501	877	175%	1050
9	No. of VO SACs trained on FNHW	26562	17706	12187	69%	17044
10	No. of SHGs conducted monthly meetings on FNHW	308820	102939	191110	186%	238021
11	No. of Poshan walls to be developed at CMTCs/CLF/VO	240	81	0	0%	0

	office					
	<b>Gender</b>					
1	Blocks initiated Gender Initiatives	280	145	207	143%	279
2	No. of Gender CRP trained and deployed	3154	1577	1958	124%	9273
3	No. of CLFs completed training on all 17 modules (4 Gender toolkits)	796	398	235	59%	489
4	No. of VOs completed training on all 17 modules (4 Gender toolkits)	24217	12109	5784	48%	13099
5	No. of SHGs completed training on all 17 modules (4 Gender toolkits)	285333	142662	0	0%	80080
6	No. of CLF SACs trained on Gender	2388	398	398	100%	1160
7	No. of GPPs trained at SHG level	285333	142663	92259	65%	172339
8	Number of Blocks where Gender forums are established and is functional	280	94	0	0%	72
9	No of Blocks to be developed as immersions sites (Preferably blocks with MCLF and GRC)	9	3	0	0%	9
10	No of MCLFs developed Gender Action Plan	144	72	92	128%	155
11	No of CLFs initiated Gender Fund	18	9	9	100%	9
12	Number of Gender Resource Centres (GRC) to be established	9	0	0	-	9
13	No of GRC disbursed GRC Fund	9	0	0	-	4
	<b>SI</b>					
1	Blocks initiated Social Inclusion interventions	280	142	239	168%	311
2	No. of VO Completed their Vision Building Exercises for SI	2836	1420	2017	142%	4770
3	Number of CLFs in which SI activities initiated	796	400	553	138%	807
4	No of CLF SACs trained on SISD	362	182	259	142%	513

5	No. of elderly SHGs promoted ( 100 % members above 55 years )	250	160	111	69%	554
6	No of PWD SHGs promoted ( 100 % member from PWD )	280	180	157	87%	1195
7	No. of Elderly members mobilized	1250	801	744	93%	4310
8	No. of PwD HHs mobilized	1400	900	827	92%	7157
9	No of VOs prepared VRP	1500	501	1870	373%	7742
10	Number of VOs provided VRF	1500	501	1200	240%	6981
11	Amount of VRF disbursed to VOs (in Rs. Lakh)	750	0	636.55	-	1234.56
<b>C</b>	<b>Financial Inclusion</b>					
1	No. of SHGs that have accessed Bank Credit	110190	38567	46553	121%	621325
2	Amount of Bank Credit accessed by SHGs (Rs. in lakh)	2680	938	1182	126%	10156.96
3	No.of Bank Sakhi Positioned	1000	499	815	163%	2565
4	Number of SHG members to be financed for individual economic activities (with SHG's internal funds)	84000	41976	65278	156%	287807
5	Number of SHG members to be financed for individual economic activities (with SHG's external funds)	25000	12544	9037	72%	61091
6	No. of Vitta Sakhi trained & place	500	249	198	80%	598
<b>D</b>	<b>Digital Finance</b>					
1	Number of SHG members working as BC Agents	1500	795	457	57%	6977
2	Number of SHG members working as Digi Pay	300	177	0	0%	6053
3	No. of BCs with 400/more transctions per month (No)	1600	867	478	55%	478
4	No. of cadre working as Bima Sakhi (No)	300	300	175	58%	1065

5	Number of SHG members to be covered under life insurance	3200000	2900000	3296330	114%	3296330
6	Number of SHG members to be covered under accidental insurance	4000000	2000000	3880340	194%	3880340
7	Number of SHG members to be covered under Health Insurance	120000	100000	86934	87%	86934
8	No. of SHG members subscribed to Pension products (APY/Other product)	75000	37500	48104	128%	48104
9	No. of FL CRPs to be trained (No)	300	150	219	146%	3750
10	No. of SHGs trained on FL (No)	132000	75000	85188	114%	401558
11	No. of SAKSHAM Centre to be established (No)	130	80	75	94%	456
12	No of members trained under RBI DEA Fund	52800	26400	0	0%	1132
<b>E</b>	<b>Farm Livelihoods</b>					
1	Number of Mahila Kisans to be covered under Agro-Ecological Practice Interventions (in lakh)	1500000	800000	937802	117%	2845010
2	Number of Mahila Kisans to be covered under Livestock Interventions (in lakh)	1500000	800000	937802	117%	2845010
3	Number of Mahila Kisans to be covered under sub-sector (including all sub-sectors) clusters (in lakh)	16000	0	0	-	5284
4	Number of Mahila Kisan HHs to have Agri-Nutrition Garden	300000	100000	208627	209%	1002755
5	Number of Producers groups to be Promoted	1000	500	768	154%	1868
6	Total amount of fund support to be received by PGs (Lakh INR)	1000	1000	0	0%	2200
7	Women producers to be covered under Producer Group	50000	25000	38400	154%	90297
8	Women producers to be covered under Producer Enterprise	10000	0	0	-	48345
9	IFC clusters to be promoted	100	0	0	-	160
10	Mahila Kisan to be covered under Millet Production	3000	3000	2718	91%	15354
<b>F</b>	<b>Non-Farm Livelihood</b>					
1	No. of enterprises supported with under SVEP	5305	2055	2141	104%	13799
2	No. of enterprises supported for bank financing under	1470	500	365	73%	838

	SVEP					
3	Number cadres CRP-EP received training	400	400	60	15%	620
4	Number of enterprises supported with (CIF/SHG bank loan) under MED	1000	200	519	260%	2537
5	Number of enterprises supported for bank financing under MED	400	80	168	210%	898
6	Number cadres CRP-EP received training under MED	50	50	218	436%	368
7	Number of enterprises supported with (CIF/SHG bank loan) under OSF	2262	729	1061	146%	3724
8	Number of enterprises supported for bank financing under OSF	807	300	233	78%	503
9	Number cadres CRP-EP received training under OSF	310	310	190	61%	500
10	Enterprises supported under NRLM AAP	210000	82000	35731	44%	50331
11	Enterprises supported for bank financing (loan disbursed to enterprises) under NRLM AAP	50000	20000	14163	71%	20003
12	No. of vehicles procured under AGEY	60	40	6	15%	6
13	No of enterprises registered under Udyam registration	35000	17500	9362	53%	19052
14	No. of food enterprises have FSSAI registration	5600	2800	1823	65%	3223
15	Individual enterprises under OSF-NRLM	2030	759	561	74%	3494
16	Individual enterprises under MED	600	200	632	316%	3435

## 15. Rajasthan -NRLM Progress FY 2025-26(Month Wise)

S.N	Indicator	Total for FY 2025-26	Ach. upto April 2025	Ach Month on May 2025	Ach Month on June 2025	Ach Month on July 2025	Ach Month on August 2025	Ach Month on September 2025
<b>A.</b>	<b>Institution Building</b>							
1	Number of new villages in which intensive strategy shall be initiated	0	17	42	76	69	49	61
2	Number of SHGs to be promoted	40000	802	1177	2442	2815	1775	2121
3	Number of SHGs to be promoted by NGOs/other department	0	0	0	0	0	0	0
	<b>Total SHG Formed</b>	<b>40000</b>	<b>802</b>	<b>1177</b>	<b>2442</b>	<b>2815</b>	<b>1775</b>	<b>2121</b>
5	Number of Households to be mobilized into SHGs	400000	20640	18955	30321	32533	24067	24029
6	Number of Households mobilized into SHGs promoted by NGO/Others	0	0	0	0	0	0	0
	<b>Total Household Covered</b>	<b>400000</b>	<b>20640</b>	<b>18955</b>	<b>30321</b>	<b>32533</b>	<b>24067</b>	<b>24029</b>
7	Number of SHGs having Saving Bank Accounts	40000	1383	887	1723	2056	1731	1557
8	Number of Village Organizations to be promoted	380	0	8	25	85	30	85
9	Number of VOs having saving bank account	380	109	97	105	111	122	74
10	Number of CLFs to be formed	29	0	0	0	5	5	0
11	Number of CLF with Saving Bank Account	30	4	0	0	0	0	1
12	Number of Model CLFs to be taken under NRLM	60	4	41	5	0	0	12
13	Number of Model CLFs to be provided Viability gap fund	50	0		0	0	0	9
14	Amount of VGF to be provided to MCLFs ( Rs in Lakhs)	500	0		0	0	0	89.95
	<b>CIF to Community Institutions</b>							
1	Number of SHGs to be provided RF	40000	2391	1575	1141	282	538	1309

2	Amount of RF to be provided to SHGs (in Rs. Lakh)	6000	358.8	236	174.65	69	81	200.07
3	Number of SHGs to be provided CIF	30000	7735	10876	1517	521	59	404
4	Amount of CIF to be released to SHGs (in Rs. Lakh)	22500	6140.46	8873	1219.7	403	48	324.11
5	Number of VO provided start-up fund	10811	0	166	177	127	11	163
6	Amount of startup fund disbursed to VOs (in Rs. Lakh)	3783.85	0	93	63.41	32.36	3.21	57.26
7	Number of CLF provided start-up fund	280	0	25	1	7	1	5
8	Amount of startup fund disbursed to CLFs (in Rs. Lakh)	420	0	36	1.49	9.64	1.14	7.64
<b>B</b>	<b>SI,Gender,FNHW</b>							
	<b>FNHW</b>							
1	Blocks initiated FNHW Initiatives	285	13	13	38	94	63	40
2	No. of VOs initiated FNHW activities as per the intensive strategy	26562	0	1259	3013	4627	2153	4205
3	No. of MCLFs completed Visioning 3-FNHW	107	23	11	57	0	18	0
4	No. of Community Resource Persons trained on FNHW (Total no.)	3100	0	278	0	0	1511	800
5	No. of CLFs conducted monthly FNHW review	1050	51	41	139	382	264	0
6	No. of MCLFs conducted monthly FNHW review	207	23	11	41	57	0	68
7	No. of VOs conducted monthly FNHW review	26562	0	0	0	4627	19000	800
8	No. of CLF SACs trained on FNHW	877	51	41	98	382	252	53
9	No. of VO SACs trained on FNHW	26562	1665	1259	4438	0	4025	800
10	No. of SHGs conducted monthly meetings on FNHW	308820	0	0	109852	25438	50220	5600
11	No. of Poshan walls to be developed at CMTCs/CLF/VO office	240	0	0	0	0	0	0
	<b>Gender</b>							
1	Blocks initiated Gender Initiatives	280	11	18	21	94	63	0

2	No. of Gender CRP trained and deployed	3154	0	0	0	0	1958	0
3	No. of CLFs completed training on all 17 modules (4 Gender toolkits)	796	0	0	0	0	0	235
4	No. of VOs completed training on all 17 modules (4 Gender toolkits)	24217	0	0	0	0	0	5784
5	No. of SHGs completed training on all 17 modules (4 Gender toolkits)	285333	0	0	0	0	0	0
6	No. of CLF SACs trained on Gender	2388	0	0	0	0	157	241
7	No. of GPPs trained at SHG level	285333	0	12322	0	0	45080	34857
8	Number of Blocks where Gender forums are established and is functional	280	0	0	0	0	0	0
9	No of Blocks to be developed as immersions sites (Preferably blocks with MCLF and GRC)	9	0	0	0	0	0	0
10	No of MCLFs developed Gender Action Plan	144	0	0	0	0	35	57
11	No of CLFs initiated Gender Fund	18	0	0	0	0	2	7
12	Number of Gender Resource Centres (GRC) to be established	9	0	0	0	0	0	0
13	No of GRC disbursed GRC Fund	9	0	0	0	0	0	0
	<b>SI</b>							
1	Blocks initiated Social Inclusion interventions	280	0	20	58	94	67	0
2	No. of VO Completed their Vision Building Exercises for SI	2836	0	0	283	798	936	0
3	Number of CLFs in which SI activities initiated	796	0	112	98	146	197	0
4	No of CLF SACs trained on SISD	362	0	15	47	45	152	0
5	No. of elderly SHGs promoted ( 100 % members above 55 years )	250	0	0	2	31	42	36
6	No of PWD SHGs promoted ( 100 % member from PWD )	280	15	15	37	47	21	22
7	No. of Elderly members mobilized	1250	0	0	0	318	210	216
8	No. of PwD HHs mobilized	1400	78	77	191	244	105	132
9	No of VOs prepared VRP	1500	0	0	0	0	670	1200
10	Number of VOs provided VRF	1500	0	0	0	0	0	1200
11	Amount of VRF disbursed to VOs (in Rs. Lakh)	750	0	0	0	0	0	636.55

<b>C</b>	<b>Financial Inclusion</b>							
1	No. of SHGs that have accessed Bank Credit in current FY	110190	4056	5152	8125	10048	8187	10985
2	Amount of Bank Credit accessed by SHGs (Rs. in Crore) in current FY	2680	112.47	141	205	243.52	206	273.39
3	No.of Bank Sakhi Positioned	1000	20	57	255	250	154	79
4	Number of SHG members to be financed for individual economic activities (with SHG's internal funds)	84000	8854	11930	12675	11761	12502	7556
5	Number of SHG members to be financed for individual economic activities (with SHG's external funds)	25000	347	1078	1323	1943	2994	1352
6	No. of Vitta Sakhi trained & place	500	0	0	0	90	60	48
<b>D</b>	<b>Digital Finance</b>							
1	Number of SHG members working as BC Agents	1500	34	97	98	76	72	80
2	Number of SHG members working as Digi Pay	300	0	0	0	0	0	0
3	No. of BCs with 400/more transactions per month (No)	1600	271	6	55	76	32	38
4	No. of cadre working as Bima Sakhi (No)	300	0	0	0	20	105	50
5	Number of SHG members to be covered under life insurance	3200000	0	304332	2E+06	256494	174545	79619
6	Number of SHG members to be covered under accidental insurance	4000000	0	397192	2E+06	982945	315725	68195
7	Number of SHG members to be covered under Health Insurance	120000	0	4167	16212	40628	17379	8548
8	No. of SHG members subscribed to Pension products (APY/Other product)	75000	0	1250	8957	19768	9875	8254
9	No. of FL CRPs to be trained (No)	300	0	0	69	0	23	127
10	No. of SHGs trained on FL (No)	150000	6165	8455	34806	8795	13508	13459
11	No. of SAKSHAM Centre to be established (No)	130	1	3	11	7	38	15
12	No of members trained under RBI DEA Fund	52800	0	0	0	0	0	0
<b>E</b>	<b>Farm Livelihoods</b>							
1	Number of Mahila Kisans to be covered under Agro-Ecological Practice Interventions	1500000	0	106200	220159	279938	217275	114230
2	Number of Mahila Kisans to be covered under Livestock Interventions	1500000	0	106200	220159	279938	217275	114230
3	Number of Mahila Kisans to be covered under sub-sector (including all sub-sectors) clusters	39000	0	0	0	0	0	0
4	Number of Mahila Kisan HHs to have Agri-Nutrition Garden	300000	0	0	0	72954	103637	32036
5	Number of Producers groups to be	1000	0	0	0	328	440	0

	Promoted							
6	Total amount of fund support to be received by PGs (Lakh INR)	2000	0	0	0	0	0	0
7	Women producers to be covered under Producer Group	50000	0	0	0	16400	22000	0
8	Women producers to be covered under Producer Enterprise	10000	0	0	0	0	0	0
9	IFC clusters to be promoted	150	0	0	0	0	0	0
10	Mahila Kisan to be covered under Millet Production	3000	0	0	0	2718	0	0
<b>F</b>	<b>Non-Farm Livelihood</b>							
1	No. of enterprises supported with under SVEP	5305	500	310	933	206	56	136
2	No. of enterprises supported for bank financing under SVEP	1470	10	32	137	37	65	84
3	Number cadres CRP-EP received training	400	0	0	0	0	0	60
4	Number of enterprises supported with (CIF/SHG bank loan) under MED	1000	0	0	312	103	30	74
5	Number of enterprises supported for bank financing under MED	400	0	0	105	8	11	44
6	Number cadres CRP-EP received training under MED	50	0	0	50	63	93	12
7	Number of enterprises supported with (CIF/CEF/SHG bank loan) under OSF	2262	0	0	524	220	37	280
8	Number of enterprises supported for bank financing under OSF	807	0	0	96	24	13	100
9	Number cadres CRP-EP received training under OSF	310	0	0	0	0	0	190
10	Enterprises supported under NRLM AAP	210000	0	416	2375	10734	9645	12561
11	Enterprises supported for bank financing (loan disbursed to enterprises) under NRLM AAP	50000	0	0	452	4713	1565	7433
12	No. of vehicles procured under AGEY	60	0	0	0	0	1	5
13	No of enterprises registered under Udyam registration	35000	0	250	1789	3459	621	3243
14	No. of food enterprises have FSSAI registration	5600	0	175	412	348	179	709
15	Individual enterprises under OSF-NRLM	2030	0		0	244	37	280
16	Individual enterprises under MED	600	0	0	417	111	30	74

## 16. Sankalp Patra 2023

S.N	Point	Action Taken
1	2.16 - हम रूपये 1,000 करोड़ के निवेश के साथ महिला सशक्तिकरण एसएचजी मिशन शुरू करेंगे, जिसके अंतर्गत अगले पांच वर्षों में 2 लाख नए महिला एसएचजी बनाएंगे और उन्हें सरल ऋण सुविधाएं एवं मार्केट लिन्केज की सुविधा प्रदान करेंगे।	<ul style="list-style-type: none"> <li>➤ दिनांक 06.10.25 तक 47503 स्वयं सहायता समूहों का गठन किया जा चुका है।</li> <li>➤ दिनांक 30.09.25 तक कुल 194603 को 4704 ((फ्रेश एवं रिन्यूअल सहितकरोड का (( ऋण उपलब्ध कराया गया</li> <li>➤ एवं राजस्थान महिला निधि के माध्यम से 32729 समूहों को 434.74 करोड का ऋण उपलब्ध कराया गया।</li> <li>➤ इस प्रकार 227332 स्वयं सहायता समूहों को बैंकों के माध्यम से 5138.72 करोड रुपये का ऋण उपलब्ध कराया गया ।"</li> </ul>
2	2.18 - हम लखपति दीदी योजना शुरू करेंगे, जिसके अंतर्गत 6 लाख से ज्यादा ग्रामीण महिलाओं को कौशल प्रशिक्षण प्रदान करके यह सुनिश्चित करेंगे कि उनकी वार्षिक आय कम से कम रूपये 1 लाख हो	<ul style="list-style-type: none"> <li>➤ लखपति योजना के शुरू होने पश्चात राजीविका के अंतर्गत स्वयं सहायता समूह की महिलाओं को कौशल प्रशिक्षण प्रदान कर आज दिनांक तक कुल 10.99 लाख स्वयं सहायता समूह की महिलाओं को लखपति की श्रेणी में लाया गया है।</li> </ul>
3	Rural Development Department 3.22.3 - हम अगले पाँच वर्षों में पात्र युवाओं को रोजगार अथवा स्वरोजगार के अवसर प्रदान करेंगे।	<ul style="list-style-type: none"> <li>➤ The total youth trained by RSETI from 15 Dec 2023 to till date is 72136 Out of the total trained youths, 63752 are women."</li> </ul>

## 17. FY 2024-25 CM Announcement Progress

S.N	Point	Action Taken
1	राज्य वित्त आयोग/विधायक स्थानीय क्षेत्रीय विकास योजना/ जिला नवाचार निधि योजना एवं क्षेत्रीय विकास योजनाओं के माध्यम से राजीविका के अंतर्गत संचालित संकुल स्तरीय संगठनों हेतु ब्यावर में एक आजीविका संसाधन केन्द्र खोलने की घोषणा।	माननीय मुख्यमंत्री महोदय द्वारा ब्यावर में आजीविका संसाधन केंद्र खोलने की घोषणा की अनुपालना में जिला कलक्टर अजमेर को आजीविका संसाधन केंद्र के प्रस्ताव की स्वीकृति हेतु कार्यालय पत्र क्रमांक 9951-57 दिनांक 18.09.2025 ( <a href="#">PUC-33/C</a> ) को पत्र लिखा गया है ।
2	CMD7617-लखपति दीदी योजना मे मिलेनायर दीदी सूचना तैयार की जावे। लखपति दीदी/मिलेनायर दीदी की सफलता की कहानी पर बुकलेट भी तैयार की जावे।	Millionaire Didi from all districts were collected ( one case study from each 41 district) and based on the content shared by the districts the case studies were drafted and shared with DIPR and CMO through mail ( <a href="mailto:ss.cmo@rajasthan.gov.in">ss.cmo@rajasthan.gov.in</a> ) and whatsapp.  The designing of the booklet is being done by DIPR

## 18.FY 2025-26 Budget Announcement Progress

S.N	Budget Announcement	Action Taken
1	<p>प्रदेश की महिलाओं के आर्थिक सशक्तीकरण व आजीविका संवर्धन हेतु राजीविका मिशन के अंतर्गत महिलाओं को लखपति दीदी की श्रेणी में लाये जाने का लक्ष्य बढ़ाकर 20 लाख किये जाने की घोषणा करती हूँ।</p>	<ul style="list-style-type: none"> <li>➤ प्रदेश की महिलाओं के आर्थिक सशक्तीकरण व आजीविका संवर्धन हेतु राजीविका मिशन अंतर्गत महिलाओं को लखपति दीदी की श्रेणी में ये जाने का लक्ष्य बढ़ाकर 20 लाख किये जाने की घोषणा की गयी थी एवं आज दिनांक तक कुल 10.99 लाख स्वयं सहायता समूह की महिलाओ को लखपति दीदी की श्रेणी मे लाया गया है।</li> </ul>
2	<p>राजस्थान महिला निधि क्रेडिट कॉर्पोरेटिव सोसायटी लिमिटेड का Non-Banking Financial Company/Corporation के रूप में उन्नयन किया जाना प्रस्तावित है। लखपति दीदी की श्रेणी में आने वाली स्वयं सहायता समूह की सदस्यों को, 2.5 प्रतिशत से घटाकर 1.5 प्रतिशत ब्याज दर पर एक लाख रुपये तक के ऋण उपलब्ध करवाये जाने की घोषणा करती हूँ। आगामी वर्ष 3 लाख लखपति दीदियों को इस योजना से लाभान्वित किया जाना प्रस्तावित है</p>	<ul style="list-style-type: none"> <li>➤ बजट घोषणा 2025-26, बिंदु संख्या 76(I) की अनुपालना में राजस्थान महिला निधि का Non-Banking Financial Company के रूप में उन्नयन हेतु निर्देशानुसार CA-CS फर्म एवं बैंकिंग कंसलटेंट की सेवाएँ लेने हेतु उपापन प्रक्रिया पूरी कर, कार्यादेश जारी कर दिया गया है। RMN का NBFC के रूप में उन्नयन प्रक्रिया फर्म, कंसलटेंट एवं सम्बंधित स्टाफ द्वारा प्रक्रियाधीन है।</li> <li>➤ मुख्यमंत्री लखपति दीदी ऋण योजना के अंतर्गत ऋण वितरण शुरू किया जा चुका है। आज दिनांक तक 11217 लखपति दीदियों को 76.47 करोड़ रुपये का ऋण वितरित किया जा चुका है।</li> </ul>
3	<p>SHG द्वारा बनाये गये उत्पादों की Branding, Packaging में सुधार एवं e-Commerce Platform विकसित करने के लिए 10 करोड़ रुपये व्यय किये जाने</p>	<ul style="list-style-type: none"> <li>➤ RFPs have been prepared for engagement of Technical Support Agencies (TSAs) for branding, packaging and development of e-commerce platform.</li> <li>➤ File has been processed for scheduling the meeting of Procurement Committee for consideration and finalization of RFP for Establishment of Rajeevika Product Packaging, Branding, Marketing, Promotion &amp; Product Development</li> <li>➤ With regard to common e-commerce platform, PeMT Meeting has been completed and further coordination</li> </ul>

	प्रस्तावित हैं।j	with DoIT is currently underway. ➤ Internal Committee is proposed for coordination with DoIT for Common e-Commerce platform.
4	राज्य में अक्षय ऊर्जा के उत्पादन में सतत वृद्धि को सुनिश्चित करने के साथ ही सौर उपकरणों के निरन्तर बढ़ते उपयोग को ध्यान में रखते हुए सोलर दीदी के रूप में नवीन मानदेय केंद्र बनाया जाना प्रस्तावित है। प्रथम चरण में, आगामी वर्ष स्वयं सहायता समूह की 25 हजार (पच्चीस हजार) महिलाओं को सोलर दीदी के रूप में प्रशिक्षित किया जायेगा।	➤ दिनांक 31.09.2025 तक कुल 24,808 महिलाओं की पहचान सोलर दीदी बनाने हेतु की गई है।
5	प्रदेश में महिलाओं को सक्षम बनाने की प्रेरणा देने के उद्देश्य से उत्कृष्ट कार्य कर रही लखपति दीदी, ड्रोन दीदी, सोलर दीदी, बैंक सखी, कृषि सखी एवं पशु सखी का सम्मान किया जाना प्रस्तावित है। इस हेतु प्रत्येक ब्लॉक पर उत्कृष्ट कार्य करने वाली 10 महिलाओं को सम्मानित करने के साथ ही, उनकी कार्यकुशलता में वृद्धि हेतु टेबलेट उपलब्ध करवाये जाने की घोषणा।	➤ As per the SOP, the Selection Committee has been constituted and the tablet specifications have been approved by the FD. The procurement process of the tablets is currently under progress.



**Rajasthan Grameen Aajeevika Vikas Parishad  
Department of Rural Development**

3rd Floor, RFC Block, Udyog Bhawan, Tilak Marg, Jaipur

Phone:- 2227011,2227416

Website- <https://rgavp.rajasthan.gov.in/>