

PROGRESS REPORT

Dec 2023



RAJEEVIKA
Department of Rural Development
Government of Rajasthan-Jaipur

Contents

1. Introduction	4
2. RGAVP Progress at a glance	5
3. Institution Building	8
<i>Self Help Groups</i>	8
District Wise Saturation Status	8
District Wise SHGs Formation	9
District Wise SHGs Promoted by Line Department & NGOs	10
District Wise Defunct & Dormant SHGs	10
<i>Village Organizations:</i>	11
District Wise VOs Formation	11
<i>Cluster Level Federations</i>	11
District Wise Cluster Level Federations Registration Status	12
<i>NRETP Modal CLF</i>	13
<i>SHG Grading Status</i>	15
<i>District Wise Not Graded SHGs</i>	15
<i>District Wise SHG Formation FY 2023-24</i>	16
<i>Districts Wise SHG Account Opening Status</i>	17
<i>Districts Wise VO Account Opening Status</i>	18
<i>Districts with CLF Account Opening Status</i>	18
<i>District Wise RF & CIF Release Vs Ach Target FY 2023-2024</i>	19
4. Social Inclusion	20
<i>Inclusion of People with disability</i>	21
<i>Inclusion Policies</i>	21
<i>Elderly inclusion</i>	22
<i>Gender:</i>	22
<i>Food, Nutrition, Health and WASH</i>	23
<i>District Wise SHGs Members</i>	25
5. Community Cadre Status	26
District Wise Suraksha Sakhi	26
6. Financial Inclusion	27
Credit Linkages	27
District Wise SHGs Credit Linkage & Amount Target Vs Ach. FY 2023-2024	28
District Wise NPA Status	29
7. Digital financial inclusion initiatives	30
Digital Finance Progress	30
8. Livelihood Development	32
District Wise Household Covered FY 2023-24	33
Van Dhan Yojana: -	35
Formation and Promotion of Farmer Producer Organisations (FPO)	35
<i>Farm Livelihood Under NRETP</i>	36
<i>Value Chain Development Project</i>	36
Dairy Value Chain Programme: -	36
Agri Value Chain Programme: -	36
9. Nonfarm Livelihoods	37
Start-up Village Entrepreneurship Program	37
Major Enterprises	38

OBOP (One Block-One Product)	38
Producer/Business Group	39
Canteen Establishment	39
Market Linkages/Stores	41
Fairs/Exhibitions	42
Pradhan Mantri Formalisation of Micro Food Processing Enterprise (PM FME)	43
Formalization of Micro Enterprises	43
One Stop Facility- NRETP	43
Cluster Development	44
Major Non-Farm Products	44
Udaan Yojana	44
10. Youth Skill Building & Employment generation	45
CLF as implementing agency for Category B work under MGNREGA	45
Skill Development:	46
11. Rajasthan Mahila Nidhi Credit Cooperative Federation LTD.Rajasthan	46
12.Management Information System (MIS)	47
<i>SHG, VO, CLF MPR Status Month on Nov 2023</i>	48
13. Vertical Wise Analysis	49
14. Rajasthan -NRLM & NRETP Progress FY 2023-24	54
15. Expenditure Report FY 2023-24	62
NRLM	62
NRETP	63
16. NULM Progress	65
17. FY 2023-24 Budget Announcement Progress	67
18. Jan Ghosna Progress	68
19. CM Direction Progress	69

1. Introduction

Mission:

To enhance the economic opportunities and empowerment of rural poor with focus on women and marginalized groups of Rajasthan

Objectives:

- Promote community institutions – Women self-help groups, Federations, Producer Organizations
- Financial Inclusion through Project Support & Bank linkages.
- Provide livelihood support through promotion of small and micro enterprises in the areas of farm and non-farm sectors for income enhancement of the poor.
- Develop skills of rural youth
- Converge with other government programs including various departments for leveraging impact

Rajasthan Grameen Aajeevika Vikas Parishad (RAJEEVIKA) is an autonomous society established in October 2010 by the Government of Rajasthan under the administrative control of Department of Rural development. The society is registered under Society Registration Act, 1956 and mandated to implement all rural livelihoods programs associated with SHG based institutional architecture.

Key Projects implemented by RAJEEVIKA:

Presently, following livelihood projects are being implemented by RAJEEVIKA: -

- GOI funded National Rural Livelihood Mission (NRLM): in 352 blocks in phased manner; implementation from April 2013.
- National Rural Economic Transformation Project (NRETP) is being implemented in 36 blocks of 9 districts of the state.
- World Bank funded, Rajasthan Rural Livelihood Project (RRLP) and IFAD funded MPoWeR Project and NRLP has been closed, and all Institutions promoted under these Projects brought under NRLM fold.

Approach

To support the development of livelihood opportunities for the rural poor, specially women and marginalized groups through following:

- **Promoting community institutions** – Women Self Help Groups, VOs, Federations, and Producer Organizations.
- **Financial Inclusion** through Project fund & Bank linkage.
- **Providing livelihood support.**

- **Skill Development;** and **Convergence** with other government programmes.

2. RGAVP Progress at a glance

- **Mobilisation:** 377953 (335888 RGAVP + 42065 NGOs/Other department) SHGs have been formed by mobilising about 45.42 (40.66 RGAVP+ 4.75 NGOs/Other department) lac women in 352 blocks across State.
- Financial Inclusion: 257081 SHGs have been benefited with the revolving fund and Community Investment support to the tune of Rs 1606 Crores. And Loan of Rs 5824.88 crore to Self Help Groups available through banks.
- **Village Organisation formed:** Total 28405 Village Organizations have been promoted.
- **Cluster Level Federations:** Rajasthan be the 954 CLFs have been promoted and 747 CLFs registered under co-operative societies act. Each CLF has been covering about 5000 women from 35-40 villages and operates like a Mini Bank with a corpus of about Rs 2.5 crore
- 4704 BC Sakhi and 5794 Digi pay sakhi working and amount of Business Transaction is 428.87 Crore in FU 2023-24
- 13 Lakhs HHs covered under Livestock and Agriculture activities
- 37077 individual enterprises formed under (SVEP, MED, NRETP, PMFME, MEC)
- 141802 youth from SHGs HHs have been skilled with self and wage employment through RSLDC, RSETIs and CIPET.
- State Government permitted direct procurement of SHG Products upto Rs 1.0-2.0 lakh without any procurement procedure for departmental use.
- To increase the sales of SHGs, Established Marketing outlets for SHG produces at Rajasthali Jaipur, Tonk (2), Bikaner, Churu (2), Sri Ganganagar (3), Udaipur, Jhalawar (2), Rajsamand (1), Ajmer (01) and Dungarpur (01).
- 257 canteens have been established across various districts and blocks to promote SHG livelihoods
- 3.42 Lakh Women of Self-Help Groups were registered in Suraksha Sakhi.
- 724 products of Self-Help Groups uploaded for sale on Amazon.
- 70 products have been onboarded and are live on Flipkart-Samarth
- Rajasthan Mahila Nidhi Credit Co-Operative Federation Ltd., with a view to provide loans for the day-to-day needs and self-employment of the group members easily to empower the women financially. Jaipur was inaugurated by the hon'ble Chief minister on 26 August 2022. Disbursed loans of Rs. Rs. 107 crore to 9677 SHGs and 26201 SHG members till date.
- On the occasion of Diwali, a fair was organized to increase the sales of the products of Self-Help Groups.

- In Udaan Yojna, one unit has been established in each district and production has started in 33 districts. Rajeevika promoted CLFs have successfully distributed 2923986 sanitary pads in 1557 selected schools of 12 districts
- Formation of 461 Van Dhan Vikas Kendra under Van Dhan Vikas Yojana, in which 1,39,329 members have been added.
- To make farmers self-dependent through agricultural inputs, market linkage and value addition activities, 35 FPOs were formed in 13 districts.
- 2438(1000 NRLM + 1200 NRETP + 238 non-farm) producer groups have been formed at village level for value addition and marketing of animal husbandry, agriculture and non-farm related products.
- Ujala Milk Producer Company Limited formed in Kota, Bundi, Baran, Karauli, Sawai Madhopur and Jhalawar districts to promote milk producers, 29000 families benefitted
- Formation of Hadoti Mahila Kisan Producer Company Limited in Kota and Baran district to develop Soyabean and Coriander value chain with the aim of benefitting the farmers, 11000 families benefitted.
- Transaction based MIS System rolled out to monitor various interventions and for measuring performance of Staff.

Cumulative Progress at a glance

S.N	Activities	Total
1	No of Blocks entered	352
2	No of GPs entered	11312
3	No of Villages entered	37171
4	Total SHG Formed & Coopted	377953
4.1	SHG Formation (RAJEEVIKA)	335888
4.2	SHG Coopted by other Department/NGOs	42065
4.2	Number of Active Rajeevika SHGs	315128
4.3	Number of Defunct SHGs	20760
5	Number of HHS (RAJEEVIKA+ other department/NGOs)	4542190 (4066833+475357)
6	No of SHGs with Saving	284218
7	No of SHGs availed Revolving funds	257081
8	Revolving Fund Amount (Rs. In Lakhs)	40314.64
9	No of SHGs availed CIF (By Project + Rotation)	159086 (140736+ 18350)

10	CIF Fund Amount (Rs. In Lakhs)	120302.22
11	Credit Linkages (First loan+ Repeated Loan)	438351
12	Credit volume (Rs in Cr.) (As per RGAVP+ NRLM Portal)	5824.88
13	No of VOs promoted	28405
14	No of CLFs promoted	954
15	No of HHs covered under Farm Activities	1300516
16	No of Individual Enterprise formed (SVEP, MED (State Run + NRLM), OSF-NRETP, PMFME, MEC)	37077 (9405+3051+7503+3980+13138)
17	No of Producer Group formed (Livestock, Agri and Non-Farm)	2438(1100+1100+238)
18	No of Producer Enterprise formed	2

Expenditure under various Projects (Rs in Crores)

Name of the Project	Expenditure Till March 2023	Budget Allocated 2023-24	Expenditure (Upto Dec 2023)	Cumulative Exp. Since inception
RRLP	802.07	-	-	802.07
NRLP	105.19	-	-	105.19
NRLM	1610.83	412.40	349.98	1960.81
MPoWeR	168.50	-	-	168.50
NRETP	117.04	56.73	18.21	135.23
Total	2803.61	474.48	368.19	3171.80

Note: -NRLP, MPoWeR &RRLP Projects ended by June and October 2018.

3. Institution Building

Self Help Groups

Institution Building has been one of the key activity for RAJEEVIKA. Mobilisation of poor women in to Self Help Group at village level has been the first step for RAJEEVIKA towards acheiving its goal. As on dec 2023 RGAVP mobilized about 45.42 lac households into 3.77 lac SHGs

Through the social capital generated inresource blocks, the implementation in remaining blocks has been successfully initiated in a phased manner with the help of internal Community Resource Persons(CRPs). Programme being implemented with the help of Internal Community Resource Persons graduated from Resource/Intensive blocks

Different approaches are being used by RGAVP for Institution Building and social mobilization for execution of various Projects under RGAVP. Self Help Groups (SHGs) and their higher-level institutions like Village Organizations (VOs), Cluster Level Federations are being formed. RGAVP is also building on the already existing human resource in the form of women's self-help groups and their higher-level federations and women led producer organizations.

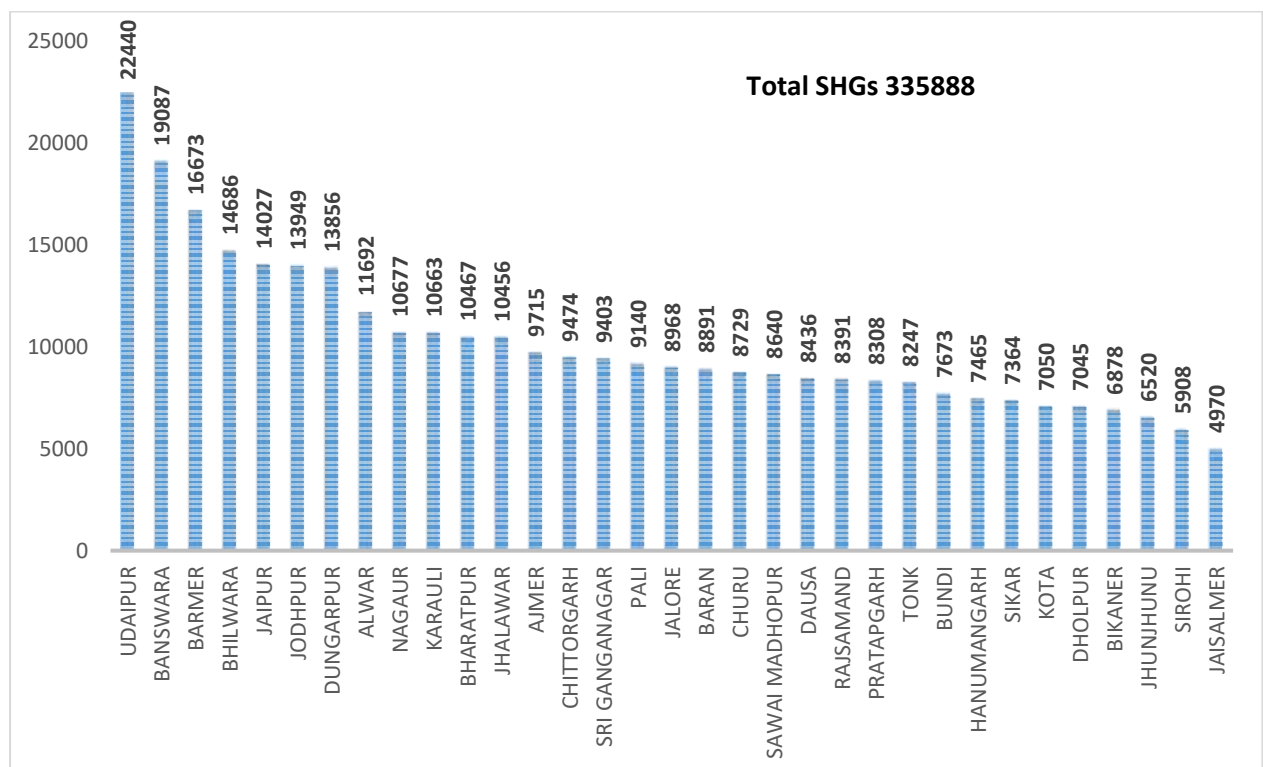
RGAVP	
No of Blocks Covered	352
No of GPs covered	11312
No of Villages entered	37171
No of SHGs promoted	335888
No of NGOs/Other Department SHGs-	42065
No of VO's promoted	28405
No of CLFs promoted	954
No of SHGs with SB A/C	284218
No of SHGs availed RF	257081
RF amount released	403 cr
No of SHGs availed CIF	
Through Project	140736
Through' rotation	18350
CIF amount released	1203 cr
No of VOs Received VO-Fund	13096
VO Fund amount released	45.67Cr

District Wise Saturation Status

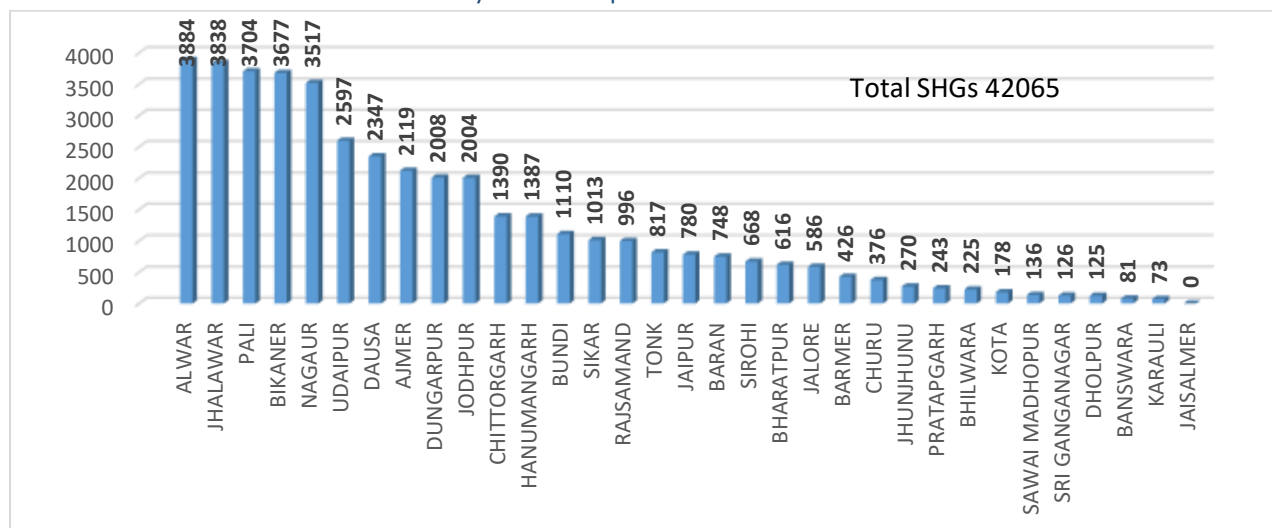
S. No.	District	No of SECC HHs	Total SHG Member	%
1	RAJSAMAND	110738	127483	115%
2	JHALAWAR	156422	170641	109%
3	KOTA	90148	92936	103%
4	BARAN	121698	121129	100%
5	UDAIPUR	382419	379715	99%
6	JHUNJHUNU	78031	75582	97%
7	BIKANER	123049	119143	97%
8	AJMER	142327	136627	96%
9	SIKAR	99086	93898	95%
10	CHITTORGARH	141997	134460	95%
11	CHURU	114782	105254	92%
12	BHILWARA	227792	207964	91%

13	HANUMANGARH	119353	108208	91%
14	BUNDI	122310	109936	90%
15	JODHPUR	196073	176205	90%
16	PALI	174778	155507	89%
17	DAUSA	137695	121883	89%
18	DUNGARPUR	239924	212319	88%
19	TONK	121921	106673	87%
20	ALWAR	207127	177244	86%
21	BHARATPUR	147679	124122	84%
22	JAIPUR	196812	164070	83%
23	SIROHI	98527	81651	83%
24	DHOLPUR	100377	83067	83%
25	SAWAI MADHOPUR	126126	104262	83%
26	KARALI	151304	123174	81%
27	JAISALMER	65452	51672	79%
28	PRATAPGARH	132137	101594	77%
29	NAGPUR	206482	157264	76%
30	BANSWARA	295999	224860	76%
31	SRI GANGANAGAR	145449	108376	75%
32	BARMER	284744	187416	66%
33	JALORE	164157	97855	60%
Total		5222915	4542190	87%

District Wise SHGs Formation



District Wise SHGs Promoted by Line Department & NGOs



District Wise Defunct & Dormant SHGs

S. N	District	Defunct SHG	Defunct SHG (Having Saving Bank Account)	Dormant SHG	(Dormant SHG + Defunct SHG)	% Defunct SHG	% Dormant SHG
1	AJMER	1041	534	3761	4802	11%	39%
2	ALWAR	173	101	2277	2450	1%	19%
3	BANSWARA	1517	1105	10131	11648	8%	53%
4	BARAN	320	151	5445	5765	4%	61%
5	BARMER	1679	823	2963	4642	10%	18%
6	BHARATPUR	397	107	6412	6809	4%	61%
7	BHILWARA	1861	1142	6727	8588	13%	46%
8	BIKANER	436	221	2575	3011	6%	37%
9	BUNDI	481	241	3996	4477	6%	52%
10	CHITTORGARH	460	278	2118	2578	5%	22%
11	CHURU	447	284	2068	2515	5%	24%
12	DAUSA	626	250	3393	4019	7%	40%
13	DHOLPUR	494	401	2794	3288	7%	40%
14	DUNGARPUR	706	478	4649	5355	5%	34%
15	HANUMANGARH	114	47	2443	2557	2%	33%
16	JAIPUR	780	390	2295	3075	6%	16%
17	JAISALMER	123	111	812	935	2%	16%
18	JALORE	585	490	5475	6060	7%	61%
19	JHALAWAR	698	279	4511	5209	7%	43%
20	JHUNJHUNU	261	145	1823	2084	4%	28%
21	JODHPUR	647	237	9259	9906	5%	66%
22	KARALI	650	57	3451	4101	6%	32%
23	KOTA	579	356	1941	2520	8%	28%
24	NAGOUR	863	296	2845	3708	8%	27%

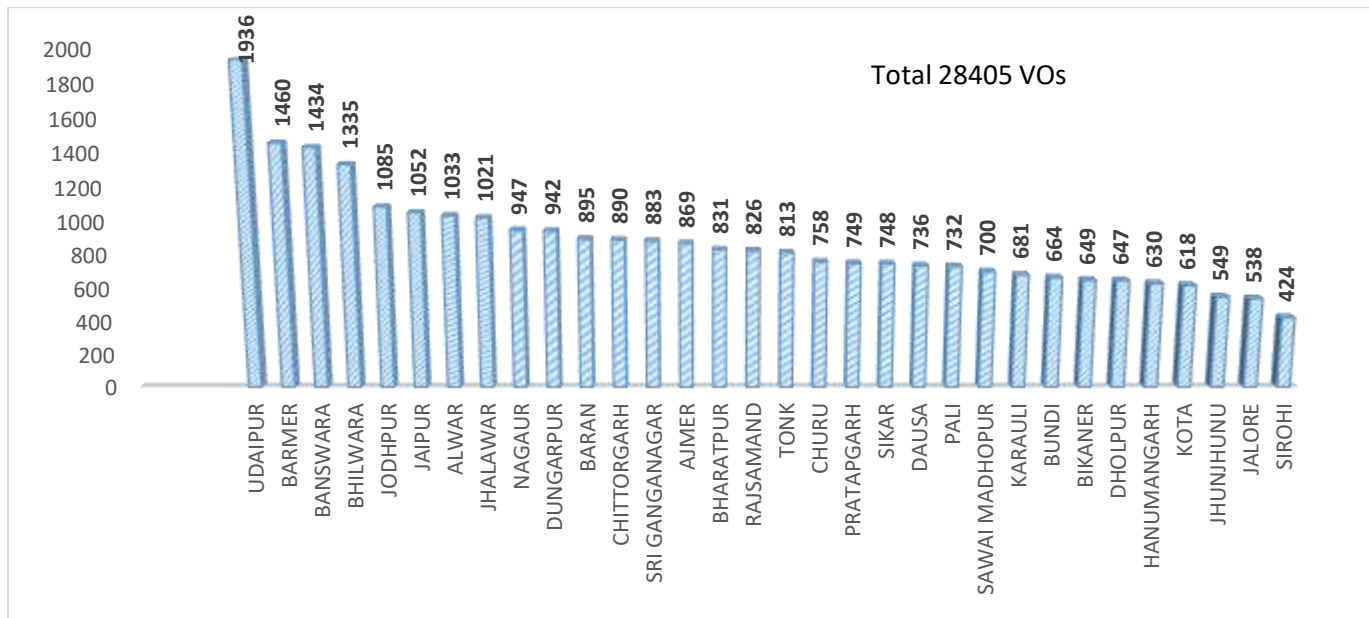
25	<u>PALI</u>	652	530	2562	3214	7%	28%
26	<u>PRATAPGARH</u>	591	195	3518	4109	7%	42%
27	<u>RAJSAMAND</u>	304	193	3802	4106	4%	45%
28	<u>SAWAI MADHOPUR</u>	441	213	5141	5582	5%	60%
29	<u>SIKAR</u>	227	144	2813	3040	3%	38%
30	<u>SIROHI</u>	476	117	1786	2262	8%	30%
31	<u>SRI GANGANAGAR</u>	266	113	606	872	3%	6%
32	<u>TONK</u>	544	223	3539	4083	7%	43%
33	<u>UDAIPUR</u>	1321	540	11745	13066	6%	52%
	Total	20760	10792	129676	150436	6%	39%

*This information has been prepared on the basis of Rajeevika MIS

Village Organizations:

SHG's are empowered to form the village level federation of SHGs called Village Organization. In one village, women are mobilised in to more than one SHG with smaller and manageable size in each group however there has to be integration of village level SHGs which will become platform for women to organise and share their issues collectively as village. Moreover, the Community Investment Fund has to be received by VO for on lending to village SHGs. With existence of VO in village, Cluster Level Federations or RGAVP who provide the CIF need not to deal with large number of SHGs separately in each village. 28405 Village Organizations have been promoted till reporting period.

District Wise VOs Formation



Cluster Level Federations

CLF will be the prime Community Institution through which Community Investment Fund will be routed by the project to the community. Each CLF has been covering about 5000 women from

35-40 villages and operates like a Mini Bank with a corpus of about Rs 2.5 crores. It also provides a platform for representatives from VOs to resolve their issues regarding entitlements, convergence and effective implementation at grass root level.

Since inception, all the project activities like CIF disbursement, bank linkage, linkages with livelihoods & social activities, training & capacity building except formation of community institutions were carried out by the project staff.

After formation of CLFs, RGAVP entrusted CLFs to execute all cluster level activities under this project. Since the CLF Office Bearers (OBs) and Executive Committee (EC) members are from poor families and are mostly illiterate, they lacked required capacity to handle project activities through their institutions. Therefore, 6 months long training and capacity building plan was developed and executed for Office Bearers and EC members of CLF. To strengthen CLF and to support business planning YPs have been deployed as Cluster Program Managers in selected CLFs.

954 Cluster Level Federations has been promoted and 747 registered under Co-operatives Act.

District Wise Cluster Level Federations Registration Status

S.N.	District	Total CLF	Total CLF Registered	Total CLF Registration Pending
1	AJMER	34	34	0
2	ALWAR	35	23	12
3	BANSWARA	44	44	0
4	BARAN	27	27	0
5	BARMER	45	32	13
6	BHARATPUR	32	16	16
7	BHILWARA	45	43	2
8	BIKANER	26	16	10
9	BUNDI	19	19	0
10	CHITTORGARH	38	28	10
11	CHURU	26	26	0
12	DAUSA	20	17	3
13	DHOLPUR	16	16	0
14	DUNGARPUR	24	24	0
15	HANUMANGARH	20	18	2
16	JAIPUR	45	21	24
17	JAISALMER	11	5	6
18	JALORE	22	7	15
19	JHALAWAR	29	29	0
20	JHUNJHUNU	18	13	5
21	JODHPUR	37	26	11

22	KARAU LI	24	17	7
23	KOTA	20	20	0
24	NAGAUR	36	20	16
25	PALI	26	19	7
26	PRATAPGARH	23	19	4
27	RAJSAMAND	28	28	0
28	SAWAI MADHOPUR	23	11	12
29	SIKAR	29	24	5
30	SIROHI	17	17	0
31	SRI GANGANAGAR	27	8	19
32	TONK	24	24	0
33	UDAIPUR	64	56	8
Grand Total		954	747	207

NRETP Modal CLF

National Rural Economic Transformation Project (NRETP) has started in RAJEEVIKA in April 2019 with the objective of establishing effective and efficient institutional platforms of the rural poor that enable them to increase household income through sustainable livelihood enhancement and improved access to financial and public services. Under Institution Building portfolio project was initiated with promotion of 36 Model CLFs in 9 districts (Dungarpur, Banswar, Rajsamand, Udaipur, Tonk, Churu, Kota, Baran and Jhalawar) of Rajasthan. 12,878 SHGs and 1021 VOs are mobilized in these Model CLFs (MCLFs). All 36 MCLFs are more than three years of age and are registered in Rajasthan Cooperative Society Act, 2001.

Each MCLF has its own office (mostly rented) and also has 7-8 staff (1 Manager, 1 Accountant, 3-4 Cluster Coordinators and 1 data entry sakhi) for overall management of CLF. Different cadres (Bank Mitra, Bank Sakhi, CRP, KS and PS) are also working with CLF which are providing their services as per requirement of CLFs.

All Model CLFs are fulfilling legal compliances as per Rajasthan Cooperative Society Act. Statutory audit and Annual General Body Meeting of all CLF is completed and compliance reports are also submitted in concerned departments. 100% of CLFs are also processing income tax return file.

For the development of strong institutions, key focus was on building capacities of key players of CLF i.e. office bearers/EC and staff, intensive training programmes were organized on governance subject and handholding support provided through intensive field visits.

For the Visioning is most important exercise in the organization development for promoting the required CLF organization values, systems, objectives and strategies. Visioning helps CLFs in understanding their member's requirements and designing and delivering appropriate services and products to their members.

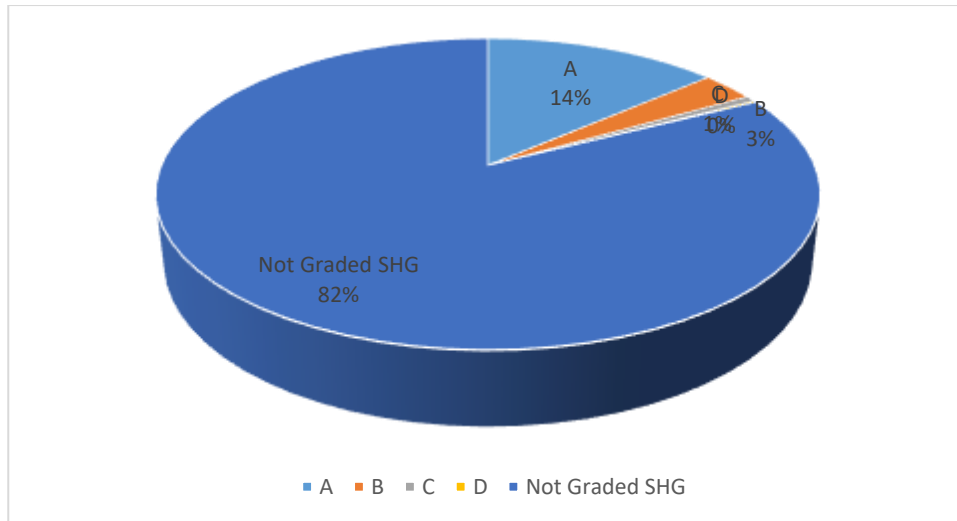
Major activities are done under MCLFs (NRETP Project)

- 36 MCLFs are provided training on SOP Governance.
- Training on Vision Building, AAP and BDP conducted in 56 MCLFs.
- EC members of 36 MCLFS are trained in financial management aspects
- 126 Community Master Trainers are developed
- 1072 VOs are trained on SOP Governance
- Statutory Audit completed in 36 Model CLF timely
- 36 MCLFs are trained on legal compliances aspects
- CAP Fund support provided to 1796 SHGs amounting to 538.8 Lakh
- 9 CMTC established in 9 district and Inauguration of CMTC organised.
- 9 CMTC has developed the Training Calendar and Business development plan for the FY 2023-24.
- Infrastructure fund support provided to 36 MCLFs amounting 90 Lakh.
- 1st, 2nd and 3rd Tranche of Viability Gap Fund (VGF) released to 36 MCLF.
- Amount of VGF provided to MCLFs Cumulative progress 511 Lakh.

Indicators wise status under Model CLF NRETP

Indicators	No. of MCLF
% Saturation of HHs	> 90% - 28 CLF, 80% to 90% - 6 CLF and < 80% - 2 CLF
% of SHGs taken membership in Vos	> 80 % - 30 CLF and 60% to 80% - 6 CLF
% of VOs taken membership in CLF	> 90% - 33 CLF, 80% to 90% - 3 CLF
Percentage of attendance in EC meeting in last 6 Month	> 90 % to 100% - 30 and 80% to 90% - 6 CLF
% On Time Repayment (OTR)	< 60% - 8 CLF, 60 % to 80% -10 CLF, > 80% - 18 CLF
Idle Funds ratio (in last 3 Month %)	0 to 5% - 27 CLF 5 to 10% - 5 CLF > 10% - 4 CLF
Leadership rotation (at least two officer bearers change in last 3 years)	Yes – 29 CLF No – 7 CLF
Audit Completed (Internal / External)	External Audit - Yes – 36 CLF No – 0 CLF Internal Audit – Yes – 31 CLF No – 05 CLF

SHG Grading Status



District Wise Not Graded SHGs

S.no	District	Not Graded SHG
1	AJMER	7501
2	ALWAR	9869
3	BANSWARA	15172
4	BARAN	7341
5	BARMER	15652
6	BHARATPUR	7670
7	BHILWARA	10553
8	BIKANER	5267
9	BUNDI	6361
10	CHITTORGARH	6325
11	CHURU	7198
12	DAUSA	7584
13	DHOLPUR	5357
14	DUNGARPUR	12092
15	HANUMANGARH	6541
16	JAIPUR	13107
17	JAISALMER	4592
18	JALORE	8494
19	JHALAWAR	9358
20	JHUNJHUNU	5658
21	JODHPUR	12428
22	KARALI	6489
23	KOTA	4229
24	NAGPUR	7119
25	PALI	8239
26	PRATAPGARH	3293
27	RAJSAMAND	7645

28	SAWAI MADHOPUR	6799
29	SIKAR	5314
30	SIROHI	4936
31	SRI GANGANAGAR	2986
32	TONK	7642
33	UDAIPUR	20462
	Total	269273

District Wise SHG Formation FY 2023-24

S.N	District Name	SHG Formation		
		Target	Ach. Upto Dec 2023	%
1	Ajmer	885	1607	182%
2	Alwar	1,970	1923	98%
3	Banswara	3,197	1200	38%
4	Baran	328	251	77%
5	Barmer	4,438	2315	52%
6	Bharatpur	1,436	1553	108%
7	Bhilwara	1,411	591	42%
8	Bikaner	583	1130	194%
9	Bundi	888	1173	132%
10	Chittorgarh	868	706	81%
11	Churu	715	551	77%
12	Dausa	1,450	2558	176%
13	Dholpur	836	445	53%
14	Dungarpur	1,726	1481	86%
15	Hanumangarh	1,485	1449	98%
16	Jaipur	2,455	3324	135%
17	Jaisalmer	692	482	70%
18	Jalore	2,928	1481	51%
19	Jhalawar	105	155	148%
20	Jhunjhunu	374	662	177%
21	Jodhpur	1,443	1871	130%
22	Karauli	1,422	923	65%
23	Kota	92	117	127%
24	Nagaur	2,565	1933	75%
25	Pali	1,712	2458	144%
26	Pratapgarh	1,446	818	57%
27	Rajsamand	72	136	189%
28	S.Madhopur	1,226	480	39%
29	Sikar	532	923	173%
30	Sirohi	992	377	38%

31	Sri Ganganagar	1,763	972	55%
32	Tonk	1,260	1394	111%
33	Udaipur	2,717	551	20%
Total		46012	37990	83%

*This information has been prepared on the basis Vertical

Districts Wise SHG Account Opening Status

District	Total No of SHG	Total SHG Account Open	%
RAJSAMAND	8391	8068	96%
KOTA	7050	6744	96%
ALWAR	11692	11001	94%
BARAN	8891	8342	94%
DUNGARPUR	13856	12926	93%
CHITTORGARH	9474	8809	93%
CHURU	8729	8072	92%
UDAIPUR	22440	20565	92%
JHALAWAR	10456	9575	92%
BHILWARA	14686	13432	91%
JHUNJHUNU	6520	5832	89%
PALI	9140	8158	89%
SIKAR	7364	6557	89%
AJMER	9715	8622	89%
DHOLPUR	7045	6061	86%
BANSWARA	19087	16400	86%
BIKANER	6878	5898	86%
BUNDI	7673	6531	85%
HANUMANGARH	7465	6315	85%
JODHPUR	13949	11748	84%
PRATAPGARH	8308	6883	83%
DAUSA	8436	6984	83%
TONK	8247	6783	82%
BHARATPUR	10467	8491	81%
JAIPUR	14027	11227	80%
KARAULI	10663	8457	79%
SAWAI MADHOPUR	8640	6649	77%
SIROHI	5908	4519	76%
NAGOUR	10677	8094	76%
SRI GANGANAGAR	9403	7075	75%
BARMER	16673	11662	70%
JAISALMER	4970	3104	62%
JALORE	8968	4634	52%
Total	335888	284218	85%

Districts Wise VO Account Opening Status

District	Total No of VO	Total VO Account Open	%
KOTA	620	606	98%
RAJSAMAND	830	799	96%
CHURU	759	723	95%
CHITTORGARH	891	838	94%
DUNGARPUR	943	883	94%
JHALAWAR	1023	956	93%
UDAIPUR	1937	1803	93%
ALWAR	1034	953	92%
BHILWARA	1330	1224	92%
BUNDI	664	605	91%
SIKAR	742	676	91%
JHUNJHUNU	546	487	89%
BARAN	891	789	89%
PRATAPGARH	748	653	87%
DAUSA	736	632	86%
BANSWARA	1426	1222	86%
PALI	734	627	85%
BIKANER	645	549	85%
KARALI	683	576	84%
TONK	812	680	84%
NAGPUR	944	769	81%
DHOLPUR	657	534	81%
AJMER	864	699	81%
JAIPUR	1051	843	80%
SAWAI MADHOPUR	702	561	80%
JODHPUR	1085	852	79%
BHARATPUR	848	656	77%
SIROHI	425	320	75%
HANUMANGARH	592	432	73%
SRI GANGANAGAR	887	550	62%
JALORE	541	313	58%
BARMER	1460	823	56%
JAISALMER	332	128	39%

*This information has been prepared on the basis RGAVP MIS

Districts with CLF Account Opening Status

S.NO	District	Total CLF	Total CLF Account Open	%
1	AJMER	34	34	100%
2	BANSWARA	44	44	100%
3	BARAN	27	27	100%
4	BHILWARA	45	45	100%
5	BUNDI	19	19	100%
6	CHITTORGARH	38	38	100%
7	CHURU	26	26	100%
8	DAUSA	20	20	100%

9	DHOLPUR	16	16	100%
10	DUNGARPUR	24	24	100%
11	HANUMANGARH	20	20	100%
12	JHALAWAR	29	29	100%
13	KARAULI	24	24	100%
14	KOTA	20	20	100%
15	PRATAPGARH	23	23	100%
16	RAJSAMAND	28	28	100%
17	SAWAI MADHOPUR	23	23	100%
18	SIROHI	17	17	100%
19	TONK	24	24	100%
20	SIKAR	29	28	97%
21	BIKANER	26	25	96%
22	PALI	26	25	96%
23	UDAIPUR	64	61	95%
24	NAGOUR	36	34	94%
25	BHARATPUR	32	30	94%
26	JODHPUR	37	31	84%
27	ALWAR	35	28	80%
28	JAIPUR	45	33	73%
29	JALORE	22	15	68%
30	BARMER	45	30	67%
31	JHUNJHUNU	18	11	61%
32	SRI GANGANAGAR	27	16	59%
33	JAISALMER	11	6	55%
Total		954	874	92%

*This information has been prepared on the basis RGAVP MIS

District Wise RF & CIF Release Vs Ach Target FY 2023-2024

S.N.	District Name	RF Target	Ach	%	CIF Target	Ach	%
1	AJMER	1618	1346	83%	825	1474	179%
2	ALWAR	2630	2772	105%	1025	1345	131%
3	BANSWARA	2963	716	24%	1852	487	26%
4	BARAN	646	502	78%	535	1052	197%
5	BARMER	3869	2029	52%	1598	647	40%
6	BHARATPUR	3231	804	25%	1596	1129	71%
7	BHILWARA	1420	363	26%	1245	874	70%
8	BIKANER	1277	884	69%	823	694	84%
9	BUNDI	1200	750	63%	449	611	136%
10	CHITTORGARH	1493	738	49%	1025	858	84%
11	CHURU	1092	558	51%	656	786	120%

12	DAUSA	2132	849	40%	856	565	66%
13	DHOLPUR	1285	275	21%	455	229	50%
14	DUNGARPUR	1888	477	25%	320	536	168%
15	HANUMANGARH	2171	1570	72%	985	865	88%
16	JAIPUR	3659	2945	80%	850	1165	137%
17	JAISALMER	2136	474	22%	653	98	15%
18	JALORE	3265	679	21%	823	476	58%
19	JHALAWAR	631	400	63%	305	615	202%
20	JHUNJHUNU	845	739	87%	586	673	115%
21	JODHPUR	3758	1395	37%	1452	630	43%
22	KARAU LI	3582	1159	32%	978	654	67%
23	KOTA	260	684	263%	110	427	388%
24	NAGAUR	3652	1929	53%	986	1023	104%
25	PALI	2306	1337	58%	986	972	99%
26	PRATAPGARH	2329	1707	73%	978	1150	118%
27	RAJSAMAND	340	925	272%	965	1171	121%
28	SAWAI MADHOPUR	3246	591	18%	986	525	53%
29	SIKAR	1541	1037	67%	979	1082	111%
30	SIROHI	1867	441	24%	1352	589	44%
31	SRI GANGANAGAR	3469	486	14%	896	340	38%
32	TONK	2119	304	14%	1568	869	55%
33	UDAIPUR	3125	631	20%	2356	1444	61%
Grand Total		71045	32496	46%	32054	26055	81%

*This information has been prepared on the basis of Vertical

4. Social Inclusion

RGAVP has a clear Mission to eradicate poverty strongly from rural areas having faith that the vulnerable community has enough power to become a change agent of the positive development in terms of livelihood. The poverty alleviation can be done only applying the best tool of mobilization with in women belonging to the vulnerable communities. At Rajeevika, we ensure:

- No poor family should leave out from being mobilised in to SHG,
- Most vulnerable sections of the society are not only identified but mobilised and also get benefited under RGAVP through SHGs.

- Facilitation in providing necessary, need based handholding to their institutions and build the capacity
- Ensure, CBOs formed, owned and managed by female members

Thus, putting vulnerable groups and communities at par with the mainstream, so that they are capable of having equal access to the opportunities, resources, services and institutions.

Under Social Inclusion, Social Development, Gender and FNHW vertical the following aspects are included.

A. Social Inclusión:

- Inclusion of left out poor, SECC deprived, socially marginalized, People with Disabilities etc.
- Special approaches for Inclusion

Inclusion of People with disability

- Inclusion of persons with disabilities being taken up in 4 blocks of two districts of Rajasthan namely Pratapgarh and Dungarpur targeting all PwD members in the intensive geographies

Below are the proposed activities which will be undertaken in this FY 2023-24

- **Training and capacity building:** One day workshop of SPMU/DPMU/BPMU staff organised on Right to persons with disability 2016, disability inclusion and accessibility.
- **Sensitization of CBOs:** One day sensitization of all CLF/VO SAC &VOA members conducted on social inclusion.
- **Development of special CRP(RRP):** 59 CRP trained on social inclusion, RPWD act, government schemes, 21 types of disability and accessibility. All deployed RRP are deployed
- **Formation of DPGs:** 197 DPGs have been formed with the membership base of 1119 PwD members by the end of October
- Organized disability assessment camp in Dungarpur with the support of Social Justice and Empowerment and ensured certification of 120 people with disabilities.
- 143 persons with disabilities who are linked with DPGs in Dungarpur were provided livelihood training such as goatary and vegetable gardening.
- Bank account of 56 DPGs have been opened
- 5 DPGs have been provided T1
- 948 PwDs have received disability certificate
- 64 PwD members have received scooty, 12 members have received tri-cycle and 5 members have received E-Rickshaw

Inclusion Policies

1. Guidelines for formation of small SHGs prepared (less than 10 members minimum 5 members) and directions issued to concerned 6 districts (Bikaner, Jaisalmer, Jalore, Jodhpur ,Sirohi , Barmer)to send detailed proposal to SPMU for approval on case to case basis.

Elderly inclusion

- Policy for inclusion of elderly has been approved by EC. Elderly SHGs shall be formed in these blocks namely Jhadol, Phalasiya, Sangod & Bakani.
- Training and orientation of CRP/ Mini CRP and AW on elderly inclusion have been done
- Facilitation for entitlements to elders through VOAs
- 330 elderly SHGs formed till date

Gender:

Key gender interventions:

- a. Currently Gender activities are being rolled out in 56 blocks of 23 Districts
- b. Integration of gender across all verticals
- c. State operational strategy has been revised
- d. Gender sensitisation for SPMU, DPMU and BPMU has been conducted
- e. 402 master trainers trained and deployed
- f. Refresher training of all gender MTs done
- g. Gender training to community institutions SHG/VO/ CLFs and Social action committees of CLF and VO on their roles and responsibilities. 201 CLFs -staff, EC & SAC and VO Social Action Committee have been trained on Gender component. Social action Committee work on agendas related to social issues, entitlement and access
- h. Gender session included in all types of training to Staff/ Cadres
- i. A month wise advisory (CALENDAR) on Gender based activities has been issued for CLFs/VOs to work on at least 2 gender issues mandatorily.
- j. VOA trained on gender component to roll out all gender related activities at SHG level
- k. Gender forum have been constituted at village level with representation of PRI members, health and ICDS departments to address all social issues. Around 4487 Gender forums have been constituted.
- l. Orientation on Prevention of Sexual harassment at work place of Rajeevika staff completed in 5 districts. ICC committee both at district and block level of these 10 districts have also been trained
- m. Adolescent groups have been formed at village level and capacitated on Gender, Nutrition and MHM. At present 3377 adolescent groups have been formed who are performing activities as per their monthly activity calendar, record of which is ensured by the VOA.

B. Grievance Redressal

a) Committee Against Sexual Harassment/ Training

- Ensure implementation of the Act at RGAVP as per The Sexual Harassment of Women at Workplace (Prevention, Prohibition and Redressal) Act, 2013 aimed at “Zero Tolerance against Sexual Harassment at Workplace”.
- Formation of State level Complaint Committee and 33 Internal Complaint Committee in 33 districts
- Formation of ICC in all 352 blocks done in the FY 2022-23
- ICC members of 14 districts capacitated

b) Hello Rajeevika- Community grievance redressal mechanism

- Hello Rajeevika, a phone-based community grievance redressal mechanism has been operational and is a readily available platform for registering complaints for community members. Hello Rajeevika is a two-way redressal mechanism, which registers grievance by receiving calls and forwarded to concern DPMU to address the issues and follows up on the same through random phone calling process.
- Round of meeting done with Vodafone to establish IVRS (Interactive Voice response system) a automatic system to regulate calls.
- Establishment of new Hello Rajeevika center in Jaipur DPMU

Food, Nutrition, Health and WASH

All the four components of FNHW – Food, Nutrition, Health and WASH will be addressed through interventions using gender and empowerment lens. Gender will be a cross cutting focus across all the interventions and materials developed. The key strategy will be:

- i. System strengthening – Developing capacities, establishing processes. Total 114 Master Trainer were trained at State level over flip book
- ii. New 15 block CLF and VOA were trained on mobile base application to map the beneficiaries’ practices and behaviour around Health, Nutrition and WASH practices. Total 718 pregnant women, 1319 young child and 9302 adolescents were mapped
- iii. Total all 111 CLF oriented on FNHW concepts and have initiated FNHW activities. .
- iv. Adoption of Social Behaviour Change Communication methods: All 3281 VOAs/sakhi trained on FNHW flip book part one who are further training SHG members on maternal health.
- v. Quarterly event community organised on theme “Maternal health, Save environment and tobacco free Rajasthan “at 111 CLF / 3281 VO level in first quarter
- vi. Following activities were conducted:
 - Community meeting on maternal health in liason with line departments
 - Rallies on tobacco free Rajasthan and save environment

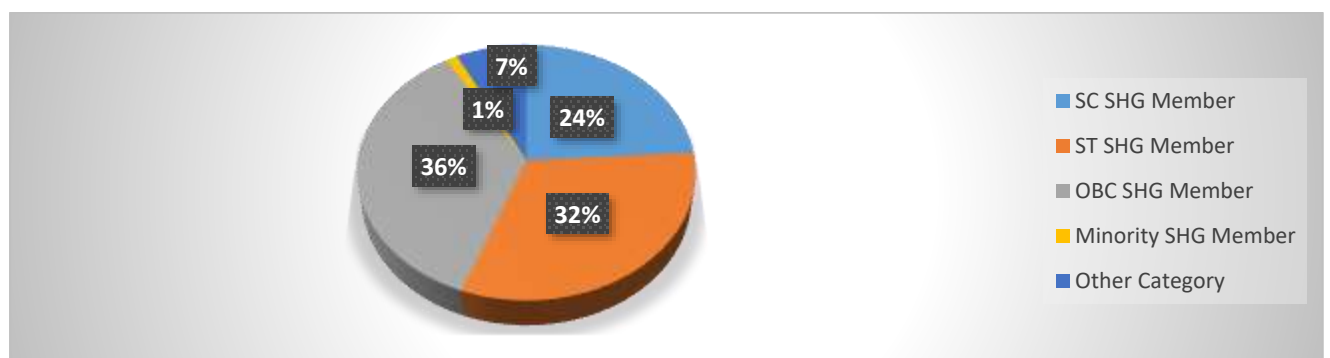
- Plantation and seed distribution at CLF/ VO level
- i. Poshan Maah activities were rolled out across all 352 blocks of 33 districts where in 265964 community members participated in 28179 activities. The following activities were taken up at CLF and VO level:
- Anemia and health camps were organised which benefitted 32101 beneficiaries
 - Rallies and plantation drive - Total 2283 rallies were organized at CLF and VO level. In these rallies total 39802 group members participated.
 - Along with rallies, fruit plants were also distributed to more than 2500 group member for developing the poshan vatika to ensure food diversity and security.
 - Awareness meetings: Mass level awareness sessions were organized at all level to educate, aware and motivate group members, families and adolescent about importance of healthy diet, anaemia, food diversity and child care.
 - Convergence with line department: . More than 8924 SHG members across 33 districts participated in several activities organised at anganwadi centre
 - 97 FNHW master trainers were capacitated on Flip book -2 in 4 batches

Vulnerability Reduction Fund (VRF)

- Presently Rs 50,000 per VO is being provided based on their VRP plan
- Proposed to release VRF to additional 100 VO during FY 2023-24. preferably in those blocks where we have intensive SI & Gender intervention based on the demand of their VRP plan. VRF approved for 50 VOs and disbursement is in progress
- Till date 330 plans submitted for the release of VRF

RGAVP, 45.42 lakh beneficiaries have been mobilized to form 377953 Self Help Groups.

The CRP follows Participatory Identification of Poor (PIP) while forming village level Self Help Groups. Most vulnerable and poorest of poor have been covered under the SHG fold. RGAVP has been focusing on saturation at village level and this will again ensure the coverage of poor in the SHG movement.



District Wise SHGs Members

S.NO	District	HHs Covered by Rajeevika SHG	HHs Covered by NGOs/other Department	Total HHs Covered
1	AJMER	115198	21429	136627
2	ALWAR	135353	41891	177244
3	BANSWARA	223977	883	224860
4	BARAN	114123	7006	121129
5	BARMER	183184	4232	187416
6	BHARATPUR	118082	6040	124122
7	BHILWARA	205514	2450	207964
8	BIKANER	81832	37311	119143
9	BUNDI	98785	11151	109936
10	CHITTORGARH	118189	16271	134460
11	CHURU	102173	3081	105254
12	DAUSA	103538	18345	121883
13	DHOLPUR	82168	899	83067
14	DUNGARPUR	180597	31722	212319
15	HANUMANGARH	84517	23691	108208
16	JAIPUR	156262	7808	164070
17	JAISALMER	51672	0	51672
18	JALORE	89909	7946	97855
19	JHALAWAR	128231	42410	170641
20	JHUNJHUNU	72834	2748	75582
21	JODHPUR	155610	20595	176205
22	KARALI	122538	636	123174
23	KOTA	91380	1556	92936
24	NAGAU	118071	39193	157264
25	PALI	105064	50443	155507
26	PRATAPGARH	99081	2513	101594
27	RAJSAMAND	115621	11862	127483
28	SAWAI MADHOPUR	102970	1292	104262
29	SIKAR	84844	9054	93898
30	SIROHI	74912	6739	81651
31	SRI GANGANAGAR	107129	1247	108376
32	TONK	95998	10675	106673
33	UDAIPUR	347477	32238	379715
	Total	4066883	475357	4542190

RGAVP has put in special efforts to include the most vulnerable in to RGAVP fold with initialization of special projects, the inclusion of Person with Disability and Targeting Hard core poor.

5. Community Cadre Status

Community Cadre	Total Numbers
Active Women	14917
VOA	15494
CLF Accountant	507
SHG RCRP	3880
VO CRP	753
CLF CRP	30
Data Entry Sakhi	757
Bank Sakhi	2135
Krishi Sakhi	17734
Pashu Sakhi	17436
Bank Correspondence	4704
Digi Pay Sakhi	5794
MCLP CRP	683
BDSP	269
CRP EP(SVEP)	865
CBM	32
CC	1369
CLF Manager	415
Udhyam Sakhi	2200

*This information has been prepared on the basis of Rajeevika MIS & Vertical

District Wise Suraksha Sakhi

S.no	District	Total Gram Panchayat	Total Village	Total Entered Suraksha Sakhi Gram Panchayat	Total Entered Suraksha Sakhi Village	Suraksha Sakhi	Gram Suraksha Sakhi	Total Suraksha Sakhi Police Station
1	AJMER	321	1057	312	923	1097	8902	9999
2	ALWAR	555	1519	501	1159	1586	14246	15832
3	BANSWARA	418	1443	412	1358	1951	13222	15176
4	BARAN	235	1020	235	998	1174	9987	11161
5	BARMER	689	2168	603	1456	1337	18369	19706
6	BHARATPUR	403	1207	383	971	9597	849	10447
7	BHILWARA	398	1700	396	1520	1744	13872	15616
8	BIKANER	366	748	341	655	880	6708	7588
9	BUNDI	184	818	184	669	876	6833	7709
10	CHITTORGARH	299	1356	294	1207	796	11239	12035
11	CHURU	304	805	301	723	1084	7363	8452
12	DAUSA	287	868	271	651	764	6180	6945
13	DHOLPUR	190	755	188	691	965	6554	7519
14	DUNGARPUR	353	932	345	874	1482	8685	10168
15	HANUMANGARH	269	927	245	585	1602	5166	6768
16	JAIPUR	600	1738	566	1340	1734	13623	15357
17	JAISALMER	202	507	175	375	547	3386	3933
18	JALORE	307	704	216	321	486	4729	5215
19	JHALAWAR	254	1331	250	1120	1180	11517	12698

20	JHUNJHUNU	337	741	299	509	656	5014	5672
21	JODHPUR	621	1417	570	1136	1185	11629	12814
22	KARALI	242	808	234	687	1125	7075	8200
23	KOTA	158	735	150	535	686	5806	6492
24	NAGPUR	500	1369	447	1015	975	10836	11812
25	PALI	341	959	254	564	692	6075	6767
26	PRATAPGARH	235	854	230	746	667	7756	8423
27	RAJSAMAND	214	1055	214	952	1270	9517	10787
28	SAWAI MADHOPUR	230	723	222	601	731	6666	7397
29	SIKAR	375	954	367	805	944	8566	9510
30	SIROHI	171	442	171	419	765	4128	4897
31	SRI GANGANAGAR	345	1510	342	1099	2111	13896	16009
32	TONK	237	964	228	698	903	7294	8197
33	UDAIPUR	651	2331	617	1932	3383	19936	23320
Total		11291	36465	10563	29294	46975	295624	342621

6. Financial Inclusion

The main objective of the RGAVP and all different project activities is to mobilise poor and their capital formation at household and group level. Access to financial services plays a crucial role in poverty alleviation and inclusive growth.

SHGs credit linked	: 438351
(First+ Repeated Loan)	
Credit from Banks	: 5824.88 cr.

The SHGs who are regular in following Panchasutra and following good management & financial norm are being supported further with provision of Revolving Fund and Community Investment Fund (CIF) through Micro Credit Plan (MCP) mode for extending opportunities for livelihoods and various other needs.

This enables SHGs to access loans and undertake Income generation activities individually as per the Micro Credit Plan and increases incomes. Proper use of RF & CIF inculcates financial discipline among SHG members and helps them in accessing bank loan.

Credit Linkages

SHG Bank Linkages is one of the important prerequisites for poverty alleviation which not only ensures credit to poor on fair terms but also helps them invest in building sustainable livelihoods. Since last 3 years, intensive engagement with banks at all level i.e., policy and execution level have been carried out by RGAVP to facilitate SHG-Bank linkages and win the confidence of bankers. Quality SHGs for credit linkages, appointing Bank Sakhi, Zero NPA policy, on-field orientation of Sr. bankers (Zonal/regional heads, Chairman RRBs), support in repayment etc. are some of initiatives taken by RGAVP to streamline SHG-credit linkages in the state.

To facilitate credit linkages 2135 bank Sakhis have been presently working d in those branches where more than 50 SHGs having their saving accounts. Upto Dec 2023, 438351 (First + Repeated) SHGs credit linked to the tune of about 5824.88 crores

District Wise SHGs Credit Linkage & Amount Target Vs Ach. FY 2023-2024

S.N.	District Name	Bank Loan	Amount (Rs. In Lakhs)	As Per RGAVP MIS		As Per NRLM MIS	
				upto Dec 2023	Amount (Rs. In Lakhs)	upto Dec 2023	Amount (Rs. In Lakhs)
1	AJMER	4070	8844	1059	2348.67	4,035	9,234.35
2	ALWAR	4836	10145	784	1965.18	4,213	9,700.17
3	BANSWARA	6365	10197	612	1082.58	4,049	5,172.40
4	BARAN	3283	6773	465	901.16	3,344	4,668.40
5	BARMER	4702	7363	139	292.11	410	825.92
6	BHARATPUR	5136	8194	265	504.88	1,972	3,095.82
7	BHILWARA	5176	11805	871	2160.43	4,735	8,720.36
8	BIKANER	3222	5566	179	423.51	1,128	2,208.40
9	BUNDI	3201	6523	193	360	2,216	2,580.27
10	CHITTORGARH	4237	7787	727	1428.76	2,486	3,712.72
11	CHURU	3472	6602	408	894.63	1,705	3,274.31
12	DAUSA	4337	8120	397	826.36	1,693	3,281.12
13	DHOLPUR	3538	6452	317	686.73	1,259	2,073.26
14	DUNGARPUR	4710	10076	778	1516.38	4,736	4,978.71
15	HANUMANGARH	3748	6191	294	585.99	1,074	1,902.10
16	JAIPUR	4370	8207	835	2009.03	2,535	6,226.24
17	JAISALMER	419	769	14	23.27	37	47.69
18	JALORE	669	1207	281	677.72	100	186.88
19	JHALAWAR	3726	6871	453	998.58	1,978	3,453.27
20	JHUNJHUNU	3178	5757	289	635.1	2,395	4,298.33
21	JODHPUR	6670	10809	411	923.23	1,288	2,567.51
22	KARAULI	4371	6880	370	1088.63	1,602	2,373.25
23	KOTA	4227	11201	329	732.44	2,900	4,418.94
24	NAGAU	4421	7465	499	1119.64	1,587	3,414.56
25	PALI	4138	7517	544	1166.34	1,164	3,149.44
26	PRATAPGARH	3429	5987	842	2110.3	2,333	2,992.47
27	RAJSAMAND	4450	11575	269	404.85	2,152	5,161.51
28	SAWAI MADHOPUR	4582	7335	613	1149.57	1,263	1,673.30
29	SIKAR	2904	5682	80	207.14	2,598	4,406.70
30	SIROHI	3396	5822	388	761.57	423	688.8
31	SRI GANGANAGAR	4716	8257	380	880.89	1,309	2,609.70
32	TONK	4075	7110	1129	2473.89	1,765	3,164.53
33	UDAIPUR	8926	16505	1059	2348.67	5,586	10,389.41
Total		136700	255594	15214	33339.56	72070	126650.84

*This information has been prepared on the basis of NRLM MIS

District Wise NPA Status

NATIONAL RURAL LIVELIHOODS MISSION BANK LINKAGE							
R2.2 Geographic Wise Loan Delinquency Report 03-01-2024 Amount in Lakhs							
S.No	District	Outstanding		NPA		% of NPA	
		No of Account	Amount	No of Account	NPA Amount	No of Account	NPA Amount
1	2	3	4	5	6	7	8
1	AJMER	8,387	13,731.44	204	349.89	2.43	2.55
2	ALWAR	8,295	11,828.13	522	792.57	6.29	6.7
3	BANSWARA	6,939	9,450.69	486	194.76	7.00	2.06
4	BARAN	5,187	6,695.48	416	264.01	8.02	3.94
5	BARMER	2,107	1,623.92	451	154.62	21.40	9.52
6	BHARATPUR	3,046	3,209.12	165	119.04	5.42	3.71
7	BHILWARA	8,230	11,071.08	151	183.27	1.83	1.66
8	BIKANER	3,215	3,600.27	255	182.54	7.93	5.07
9	BUNDI	3,290	3,360.23	267	232.16	8.12	6.91
10	CHITTORGARH	4,314	4,632.55	156	64.49	3.62	1.39
11	CHURU	4,130	4,845.75	93	65.75	2.25	1.36
12	DAUSA	3,481	3,706.27	141	114.35	4.05	3.09
13	DHOLPUR	2,411	2,435.97	361	190.39	14.97	7.82
14	DUNGARPUR	7,251	10,835.65	123	73.61	1.70	0.68
15	HANUMANGARH	2,324	2,428.76	82	41.98	3.53	1.73
16	JAIPUR	5,254	7,041.09	97	61.83	1.85	0.88
17	JAISALMER	194	105.09	58	20.82	29.90	19.81
18	JALOR	448	327.59	60	16.98	13.39	5.18
19	JHALAWAR	3,795	4,179.86	322	128.59	8.48	3.08
20	JHUNJHUNU	4,365	4,729.87	119	67.98	2.73	1.44
21	JODHPUR	3,499	3,731.09	117	76.54	3.34	2.05
22	KARALI	2,916	3,055.08	216	118.06	7.41	3.86
23	KOTA	4,309	5,971.03	115	83.19	2.67	1.39
24	NAGAU	3,519	4,820.79	86	81.51	2.44	1.69
25	PALI	3,036	4,120.84	85	57.48	2.80	1.39
26	PRATAPGARH	3,613	4,467.48	231	163.91	6.39	3.67
27	RAJSAMAND	5,306	6,960.30	203	129.79	3.83	1.86
28	SAWAI MADHOPUR	1,893	2,065.56	144	78.12	7.61	3.78
29	SIKAR	4,913	5,097.85	354	259.1	7.21	5.08
30	SIROHI	1,283	1,285.02	72	28.8	5.61	2.24
31	SRI GANGANAGAR	3,500	3,622.04	114	63.93	3.26	1.77
32	TONK	3,199	4,049.20	95	131.3	2.97	3.24
33	UDAIPUR	11,152	14,017.69	868	510.68	7.78	3.64
34	UNMATCHED SHGS	143	141.72	6	4.7	4.20	3.32
	TOTAL	1,38,944	1,73,244.50	7,235	5,106.74	5.21	2.95

*This information has been prepared on the basis of NRLM MIS

7. Digital financial inclusion initiatives

The major key activities under Digital Finance initiatives in Rajeevika as per the following:

Development of Business Correspondent (BC) Channel Eco-system –Alternative Banking Channel:

The project aims at leveraging banking services to rural households at door steps by appointing SHG members as BC agents through Banks.

- Identification, Training and Deployment of SHG members as Business Correspondent/ Digi pay Sakhi
- Training & IIBF Certification of Identification of Identified SHG Women at RSETIs under "Mission One GP - One BC" Program
- Dual Authentication of CBOs
- Handholding and Support system to Deployed BC Sakhi/ Digi pay Sakhi for up scaling of Livelihood as self-sustainable regular Income Model
- Tracking of Business Volume of BCs

Social Security of SHG Members - Insurance & Pension

- Campaigning/Convergence for Social Security Schemes (Life & Accidental Insurance, Health Insurance and Pension Schemes)
- Identification, Training, Deployment of Bima Sakhi for Insurance & Pension Coverage as well as Claim Settlement
- Insurance Coverage of SHG Members under PMJJBY/any other Life Insurance Scheme
- Insurance Coverage of SHG Members under PMSBY/any other Accidental Insurance Scheme
- Pension Coverage of SHG Members under APY/any other pension scheme

Financial Literacy of SHGs

- Coordination between FLCC and FLCRPs for Financial Literacy
- Identification, Training of Master Trainers -Financial Literacy
- Identification, Training and Deployment of Financial Literacy Community Resource Person's (FLCRPs) for training of SHGs on Financial Literacy
- Distribution of Tool-kit to trained FLCRPs
- Training of SHGs on Financial Literacy by FLCRPs

Digital Finance Progress

S.No.	Particulars	Progress upto Nov 2023
1	Number of SHG members deployed as BC Agents	4,704
2	Number of SHG members deployed as Digi pay	5,794

3	Training and IIBF Certification under Mission One GP - One BC of SHG members	8,221
4	No. of SHG members covered under life insurance (PMJJBY/other) – (During the FY- 2023-24)	15,26,501
5	No. of SHG members covered under accidental insurance (PMSBY/other) – (During the FY 2023-24)	35,48,884
6	No. of SHG members subscribed to Pension products (APY/Other pension product-)	98640
7	No. of FLCPRs trained	1,999
8	No. of SHGs trained on Financial Literacy	219164
9	Total No. of Transactions during the FY 23-24	10.56 Lacs
10	Total Amount of Business Transaction in FY 23-24	380.80 Crore

District Wise BC Development and Digi pay Sakhi Target FY 2023-24

S.No	District	Business Correspondent (BC) Deployment		Digi pay Sakhi	
		Target	Ach Upto Dec 2023	Target	Ach Upto Dec 2023
1	Ajmer	70	57	40	17
2	Alwar	90	40	230	19
3	Banswara	140	93	20	19
4	Baran	60	75	0	20
5	Barmer	120	6	250	20
6	Bharatpur	90	5	135	20
7	Bhilwara	90	33	0	11
8	Bikaner	80	18	140	20
9	Bundi	40	17	0	15
10	Chittorgarh	70	68	70	11
11	Churu	95	45	40	15
12	Dausa	60	35	45	14
13	Dholpur	45	9	49	13
14	Dungarpur	105	52	0	30
15	Hanumangarh	50	38	0	47
16	Jaipur	100	27	200	2
17	Jaisalmer	40	4	120	17
18	Jalore	60	0	200	19
19	Jhalawar	80	26	0	12
20	Jhunjhunu	70	7	67	34
21	Jodhpur	120	36	200	49

22	Karauli	50	32	10	0
23	Kota	40	25	15	14
24	Nagaur	80	63	150	29
25	Pali	70	29	150	24
26	Pratapgarh	40	27	0	11
27	Rajasmad	80	72	30	81
28	Sawai-Madhopur	50	11	122	14
29	Sikar	70	19	150	14
30	Sirohi	40	15	30	9
31	Sri Ganganagar	70	21	0	44
32	Tonk	75	42	30	16
33	Udaipur	160	113	160	44
Total		2500	1160	2653	724

8. Livelihood Development

RGAVP has prepared livelihood strategy plan to cover maximum no of SHG member households by integrating farm, off farm and non-farm-based livelihood development activities across the State.

RGAVP has planned to take up the following livelihood development in an integrated way for members of SHGs, the rural poor women.

Name of Project	District coverage	Block coverage	Household coverage
Cluster Approach	14	34	111629
MKSP-AAP 1	13	18	119100
SRLM-AAP	33	270	951329
NRETP-AAP	6	24	78458
Agri Value Chain-Soybean & Coriander	2	8	11000
Dairy Value Chain	3	12	29000
Total Household Covered			1300516

District Wise Household Covered FY 2023-24

S.No.	District Name	Krishi Sakhi		Pashu Sakhi		No. of HH Mobilization	
		Target	Achie.	Target	Achie.	Total Target	Achie.
1	AJMER	120	113	120	98	6000	6000
2	ALWAR	20	20	20	20	1000	1000
3	BANSWARA	260	188	260	217	13000	11207
4	BARAN	40	40	40	33	2000	2000
5	BARMER	420	316	420	281	21000	16794
6	BHARATPUR	80	143	80	67	4000	3533
7	BHILWARA	340	227	340	213	17000	13550
8	BIKANER	80	66	80	79	4000	3966
9	BUNDI	140	157	140	139	7000	7002
10	CHITTOGARH	0	0	0	0	0	0
11	CHURU	80	65	80	68	4000	4000
12	DAUSA	160	138	160	135	8000	5720
13	DHOLPUR	200	167	200	132	10000	9830
14	DUNGARPUR	340	332	340	327	17000	17000
15	HANUMANGARH	200	212	200	194	10000	10000
16	JAIPUR	180	159	180	134	9000	7206
17	JAISALMER	200	113	200	90	10000	8000
18	JALOR	140	157	140	99	7000	5817
19	JHALAWAR	240	225	240	190	12000	12000
20	JHUNJHUNU	140	142	140	126	7000	7000
21	JODHPUR	280	282	280	265	14000	14000
22	KARALI	300	234	300	209	15000	9105
23	KOTA	120	116	120	108	6000	6000
24	NAGPUR	240	189	240	144	12000	11900
25	PALI	160	144	160	109	8000	7978
26	PRATAPGARH	60	66	60	56	3000	3000
27	RAJSAMAND	0	0	0	0	0	0
28	SAWAI MADHOPUR	100	87	100	88	5000	5261
29	SIKAR	120	116	120	105	6000	5930
30	SIROHI	160	157	160	142	8000	8000
31	SRI GANGANAGAR	160	162	160	153	8000	8000
32	TONK	120	106	120	107	6000	4950
33	UDAIPUR	800	646	800	550	40000	32275
Grand Total		6000	5285	6000	4678	300000	268024

*Source Vertical

SRLM AAP (Livestock & Agriculture)

NRLM farm livelihood activities are being implemented from 2018-19 in,270 Blocks of across State. Under NRLM-AAP, 17436 Pashu Sakhi/500Udhyum Sakhi and 17734 Krishi Sakhi/ 500

Udhym Sakhi Agriculture have been deployed in the field after 4 days of orientation & training. Till now 9.51 Lakhs households have been covered in Livelihood Pathshala under NRLM-AAP.

NRLM Producer Group (Livestock & Agriculture)

Producer Groups (PG) Under NRLM is implemented in 57 blocks of 21 districts since FY 2021-22 for Marketing and Forward Linkage of Livestock Commodities (Buck, Goat, Poultry and Milk) and Agriculture Commodities (Soybean, Coriander, Mung, Moth, Chana, Maize, Wheat, etc.). Total 1000 PG (500-livestock & 500-Agriculture) have been formed so far with the Total Transaction of Rs. 10.86 Cr. (7.89 Cr. – Livestock & 2.97 Cr.- Agriculture)

Kitchen Garden/Nutrition Garden

Kitchen garden is one of the best sources for all seasonal vegetables and fruits with minimum cost. It needs only little care to maintain. Kitchen Garden is being promoted by Rajeevika at SHGs families through different livelihood projects (MKSP, SRLM-AAP). All SHG members are motivated and aware to develop Kitchen Gardens at their home. During training Krishi Sakhi and Pashu Sakhis are trained about importance of Kitchen Gardens. Kitchen Garden is helpful in nutrition improvement and cost saving of vegetables and fruits to families. Seeds of seasonal vegetables along with Creeper vegetables are provided to SHG Members. In FY 2023-24 total 147361 HHs have been covered under Kitchen Garden in Kharif Season. Total Kitchen Garden are promoted till date 613582 HHs.

RWSLIP

The project Rajasthan Water Sector Livelihood Improvement Project is being implemented by Rajeevika in 44 blocks of 21 districts for Nutrition Garden and Vegetable Cultivation Activities with Rajeevika SHG Members. The period of RWSLIP project has been supported for 3 years.

Sr. No	Indicators	Target FY 2023-24	Achiev. up to Oct	Cumulative Progress
1	District	21	21	21
2	Block	44	44	44
3	Villages	273	266	266
4	Refresher Training of Krishi Sakhi	273	230	266
5	Refresher Training of Krishi Sakhi	36	32	32
6	Agri Nutri Garden	5200	4797	4797
7	Basic Vegetable Cultivation	260	167	167

Van Dhan Yojana: -

- Van Dhan Yojana is being formulated by National Nodal agency TRIFED, State Nodal agency TADA and Implemented agency RAJAS SANGH.
- A total of 461 Van Dhan Vikas Kendra (VDVK) in 8 District named Banswara, Baran, Dungarpur, Jhalawar, Sirohi, Pratapgarh, Kota and Udaipur will be covered under the Yojana and 1,39,329 SHGs HHs covered under Van Dhan Yojana.
- An Agreement has been signed between Rajeevika and Rajas Sangh on 29th March 2023 for the Implementation of project activities.
- Van Dhan Manager 58 trained and deployed & Van Dhan sakhi 461 trained and deployed.
- Till date total of 461 Van dhan vikas kendras have been given training funds by Rajas Sangh Rs. 31.02 Cr. Including mentoring charges of Rs. 3.3 Cr. To Rajeevika.

Formation and Promotion of Farmer Producer Organisations (FPO)

Ministry of Agriculture & Farmer Welfare, Gol has sanctioned the formation of 25 FPO in 25 blocks of 8 districts with 100% CSS support and till August 2022 total of 24 FPO has been registered. RGAVP has been selected as a Cluster-Based Business Organisation (CBBO) for this purpose. The formation and incubation cost of CBBO, limited to a maximum of Rs. 25 Lakh per FPO of support or actual, which is lesser, is to be provided for 5 years from the year of formation. It includes cost towards baseline survey, mobilization of farmers, organizing awareness programs and conducting exposure visits, professional hand-holding, etc

Sr. No	Indicators	25 FPO Allotted in FY 2022-23		10 FPO Allotted in FY 2022-23	
		Target	Achievement	Target	Achievement
1	FPO Formation	25	25	10	10
2	FPO Registration	25	25	10	10
3	INC 20 A	25	25	10	9
4	Bank Account opening	25	25	10	9
5	Management Cost fund demanded	25	25	10	9
6	Management Cost received of CBBO & FPO	25	25	10	8
7	Hiring of CEO & Accountant for FPOs	25 - 25	21 CEO 19 Acct.	10	1
8	Share Collection (Min. 300 per FPO)	18750	13768	7500	2688
9	Equity Grant Application Submitted to IA	25	25	10	0
10	Equity Grant received from IA	25	25	10	0
11	BoD Orientation training (5 BoD each FPO)	25	25	10	0

Farm Livelihood Under NRETP

Rajasthan SRLM has implemented, the NRETP Project in 36 blocks of 9 districts (Banswara, Baran, Churu, Dungarpur, Jhalawar, Kota, Tonk, Rajsamand and Udaipur) since financial year 2019-2020 through formation of Farmer Producer Group (PG) and Producer Enterprise (PE) for Marketing and Forward Linkage of Livestock Commodities (Buck, Goat, Poultry and Milk) and Agriculture Commodities (Soybean, Coriander, Mung, Moth, Chana, Maize, Wheat, etc.).

Total of 1200 (600 Livestock and 600 Agriculture) Farmer Producer Groups (PGs) are formed under NRETP with total transaction of Rs. 20.27 Cr.

Value Chain Development Project

Dairy Value Chain Programme: -

Dairy Value Chain Program is being implemented in 6 districts (Kota, Baran, Bundi, Karauli, Sawai madhopur and Jhalawar). Under this Program 29,000 households of Kota, Baran, Bundi and Jhalawar Districts will be covered in three years and 40,000 Households will be covered in five years of period. The total project cost is Rs 41.89 Crores. NDDDB Dairy Services- NDS is working as a Technical Support Agency (TSA).

- MoU was signed with NDDDB Dairy Services (NDS) for implementation of Dairy Value Chain Development on 30th Jan, 2020.
- Ujalaa MPC has set up 805 Milk Pooling Points (MPP).
- The Company has enrolled 29000 members.
- 3 MCC and 4 BMC started till date.
- 94000 Ltr. Average milk per day is being procured by the Company
- 82 Staffs have been recruited by Ujalaa Milk Producer Company Ltd.
- Total turnover of PE till date Rs. 201 Cr.

Agri Value Chain Programme: -

- Agri Value Chain Development Project for Soybean and Coriander is being implemented in 433 villages of 8 blocks in 2 districts - Kota and Baran under NRETP for 18,346 SHG Households.
- Producer Company has been registered with the Name 'Hadoti Mahila Kisan Producer Company Limited' on 12th Sept 2020.
- Till now 11000 household women as a shareholder in the Producer Company.
- The Hadoti MKPC has established 76 D3C (Digital Commodity Collection Centers) in the field.
- Total turnover of PE in the till FY 2022-23- Rs. 22.95.

Organic Farming

Interventions under agro-ecological practices are being extended to promote organic farming and certification with the members of SHGs. The Organic Certification of farmer's produce will be done through the Participatory Guarantee System (PGS) of Government of India, PGS certification will be done with the support of ROCA from FY 2022-23.

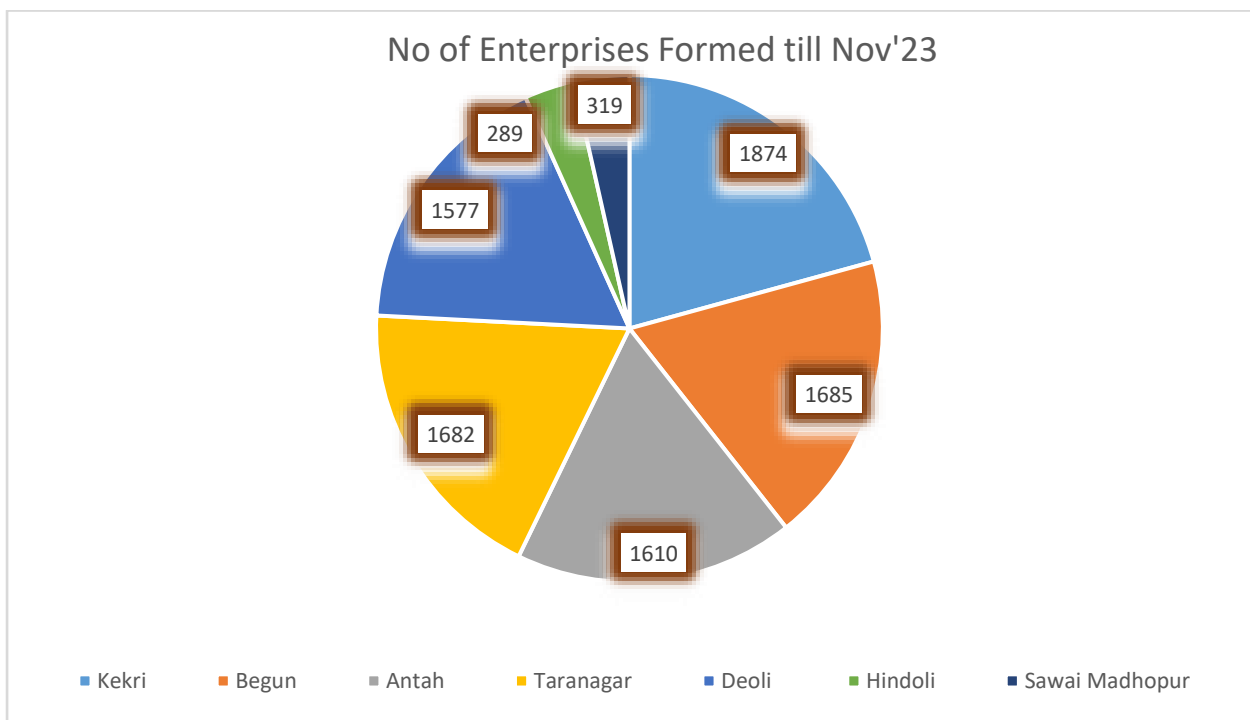
Sr.No	Indicators	Target FY 2023-24	Achi. up to Oct 2023	Cumulative Progress
1	District	9	9	9
2	Block	26	26	26
3	Villages	67	67	428
4	Households	3339	3366	17048
5	LG Formation	194	194	1100
6	LG registration on PGS portal	194	194	1100
7	Area under certification (Acre)	1320	1300	7597
8	No. of LG Peer Appraisal	1100	1086	1086
9	PGS Certificates	1100	-	873

9. Nonfarm Livelihoods

Start-up Village Entrepreneurship Program

The Start-up Village Entrepreneurship Program (SVEP) is the sub-scheme under the National Rural Livelihoods Mission initiated by the Ministry of Rural Development with the objective of addressing the issue of poverty and unemployment by encouraging entrepreneurship initiatives among the rural youth in the country. SVEP aims to establish systems that work on knowledge dissemination, advisory and financial support to the entrepreneurs that can lead to the identification and assisting of rural start-up entrepreneurs and provide handholding support to set up the right enterprise and sustain the same in the long run.

SVEP Progress (Enterprises)	Cumulative target till March 2024	Achievement till Dec 23	Cumulative % achievement
	14246	9405	66%



Major Enterprises

Business Category	No. of enterprises
Kirana Shop	4293
Ladies Store	1145
Tailoring	910
Flour Mill	700
Readymade Shop	694
Salon and Beauty Parlour	356
Vegetable Trading	224
Furniture Shop	167
Others	916
Total	9405

OBOP (One Block-One Product)

Initiated in October 2018, One-Block-One-Product was established to identify and promote artisans and their craft. Support is provided in terms of credit linkage, marketing and branding. As of date, 65 products are made in 82 blocks across 33 districts. A total of 5800 members are currently being supported under this project. These artisans are provided specific trainings to improve their skills, production and ensure profit maximisation. Some of these products have been displayed on various e-commerce platforms like Amazon, GeM and FlipkartNon-Farm

Producer/Business Group

Producer/Business Group are seen as a useful organisational mechanism for mobilising artisan collectives to improve their economic and social situation. Such organisations are perceived to have an ability to generate resources from their members.

Currently 238 Non-Farm Producer/Business Groups have been formed. Each Producer/Business Group has been formed based on one specific activity. These producer groups have been formed for the various manufacturing products such as - Sanitary pad, Soap, Washing Powder, Paper Products, Slippers, Pickle, Papad, Namkeen, Daal, Spices etc

Canteen Establishment

257 canteens have been established across various districts and blocks to promote SHG livelihoods. The detailed district wise list is provided in the table below:

S.N	District	Target	Achiev	Place of establishment of canteen	Established canteen at District HQ
1	Ajmer	12	12	Kekri, Arai, Silora, Jawaja, Sreenagar, Andheri-Devri, Pushkar, Bhinaay, Masuda, Collectrate, Pisangan, sanwar	Zila Collectorate
2	Alwar	12	8	Zila parishad, Kathumar, Bansur, Bahrur, Reni, Rajgargh, Neemrana, Laxmangarh	zila parishad
3	Bikaner	10	6	bikaner, Zila parishad, Dungargarh, Pugal, Kolayat, Panchu	zila parishad
4	Bhilwara	15	9	Baneda, Shahpura, Mandal, Bijoliya, kotdi, Asind, jahajpur, kareda, Sahada	
5	Bundi	6	1	Hindoli	
6	Banswara	12	12	Sajjagarh, arthuna, Banswara, garhi, ghatol, Talwara, Aanandpuri, Kushalgarh, Choti sarvan, Gamgadtalai, Bagidora	Banswara -1
7	Bharatpur	13	11	Bharatpur Collectrate, Kaman, Kumher, Sevar, Rupbaas, Bayana, Pahari, Nagar -2, Nadbai, In BPR collage	Collectorate 1, In collage -1
8	Barmer	22	11	chohtan, Gudhamalani, Shiv, Patodi, Barmer HQ, Zila parishad, Ramsar, Kalyanpur, Dhanau, Gadraroad, Baytu	Zila parishad -1
9	Baran	9	3	Baran, Shahbad, Anta	

10	Churu	8	7	Bidasar,Sujangarh,Ratangarh, Churu Collecrate, Taranagar Sawan,atangarg SDM ofice,	Collectorate 1
11	Chittorgarh	12	12	Nimbaheda ,Kapasana, Rashmi,Bhadesar,Gangraar,Bhopalsagar, Bengu, Dungla, Panchayat samiti chittorgarh, Badi Sadri, Bhesorgarh, Bassi	Panchayat samiti -1
12	Dungarpur	11	11	Collectrate campus, Sagwada, Dobda, Chikhli Bichiwada seemalwada,Jonthri, Aspur,saabla, Dungarpur,Galiakot	Collectorate 1
13	Dholpur	7	5	Sepau, Rajakhera,DholpurPS, Bari, Dholpur collectrate20/9/23	Dholpur Collectrate
14	Dausa	12	6	Lawan, Bandikui, Sikrai, Dausa,Baswa, Mahua	1 district
15	Hanumangarh	8	7	Collectrate, nohar ,Sangariya, Pilibanga, Bhadra, Tibbi, Krishi upj mandi	Collectorate 1
16	Jhalawar	10	5	Jhalawar krishi mandi ,Manoharthana block, Pidawa,Jhalrapatan, khanpur	Krishi mandi- 1
17	Jaisalmer	8	2	fatehgarh, Bhaniyana ,	
18	Jaipur	23	22	Sanganer, shahpura, Bassi, Jalsu, Kotputli, Kltkhavda, Govindgarh, kishangarh renwal, Phagi, Jobner, Sambhar, Paota,, Mauzmabaad janwa ramgarh. Amer, Chaksu, jamvaramgah,Jhotwara, Dudu, Andhi, Viratnagar,tunga	
19	Jodhpur	22	8	Osiya ,Bawdi,Shergarh,Zila parishad,collectrate,Bhopalgarh,Phalodi, Sava	Zila parishad, Collectrate
20	Jhunjunu	12	9	Surajgarh, Nawaol garh, Singhana, Buhana, Pilani,Jhunjhunu,chirawa,udaipurwati,alsi sar	District HQ
21	Jalore	11	3	Aahor , jaswantpura, district -1	On district level -1
22	Karuali	9	7	Todabheem, Mandrayal masalpur, Mahaveer ji- karauli ,Nadoti, Hindaun	
23	Kota	6	5	Sangod -2, kherabad Itawa,Sultanpur,	
24	Nagaur	16	11	Collectrate, Molasar, Ladnu, Merta, Degana, jayal,Riyabadi Mundwa,Deedwana,Parbatsar,Kuchman	Collectorate- 1
25	Pratapgarh	9	7	Dhariyavad, Arnod, Suhagpura, Dalot, Pratapgarh, Dhamotar	Mini Sachivalay
26	Pali	11	3	Pali,jaitaran,Rani	Collectorate- 1

27	Rajsamand	9	9	Rajsamand zila parishad, khmnor, nathdwara, railmagra, delwara, amat, Deogarh,bhim,Kumbhgarh	Collectorate-1
28	Sawai madhopur	8	4	Sawai madhopur, Choth ka barvaada,Khandar , Bonli	Sawaimdhopur
29	Sikar	13	9	Ajeetgarh, Patan, Dhod, Nechwa, Laxmangarh, Neem ka thana,Shree madhopur, fatehpur, Piprali	
30	Shi Ganganagar	9	8	Karanpur ,sadulshahar, Anoopgarh padampur, Collectrate Sriganganagar me 3 Raisingh nagar ,Vijaynagar ,	Collectorate-1, rajsakhi cafe
31	Sirohi	5	3	Pindwada,Shivganj,Revdhar	
32	Tonk	8	2	Tonk / Malpura	Collectorate-1
33	Udaipur	21	19	Lasadia. Kherwada, Jhadol, Gogunda,Salumbar Rishabhdev, Phalasia, Sarada, Kotra, Kherabad, Semari, Badgaon, Nayagaon, Sayra, Bhindar, Mavli, jaysamand, Jhallara,	
	Total	379	257		22

These canteens are promoted in District Collectorates and major government institutions in blocks which are exclusively run by SHG women.



District-Jodhpur



District-Jaisalmer

Market Linkages/Stores

- State Government permitted direct procurement of SHG Products up to Rs 1.0-2.0 lakh without any procurement procedure for departmental use. Till date, Products worth INR 19.46 Lakhs have been sold.

- Established Marketing outlets for SHG produces at Rajasthali Jaipur, Tonk (2), Bikaner, Churu (2), Sri Ganganagar (3), Udaipur, Jhalawar (2), Rajsamand (1), Ajmer (01) and Dungarpur (01).
- Grameen Haats established in the districts of Dausa, Bikaner, Jaisalmer, Barmer, Sawai Madhopur, Jhunjhunu and Jodhpur.
- 117 products registered on the GeM portal.
- 724 products are live on the Amazon Portal under the Brand- RajSakhi. RajSakhi products are also available on Amazon Prime.
- 70 products have been onboarded and are live on Flipkart-Samarth.
- Disha Rajeevika CLF, Dausa has been identified as the aggregator and seller for Amazon Karigaar and Flipkart Samarth.
- 330 products have been on-boarded on E-Bazaar portal.



Glimpses of Sunday Bazaar-Bikaner House

Fairs/Exhibitions

- Saras Mela was organized in Udaipur from 14th to 24th Feb 2023 with a sale of INR 60 lakhs.
- Participated in “G-20 Empower Inception Meeting” organized by Ministry of Women and Child Development, Government of India held at Agra from 10th-12th February 2023 to showcase the different range of products manufactured by SHG women of Rajasthan.
- Divisional mela organized in the districts of Ajmer, Bharatpur, Bikaner, Jaipur, Jodhpur, Kota and Udaipur on the occasion of International Women’s Day from 11th to 15th March 2023.
- Saras National Craft Mela was organized in Jawahar Kala Kendra, Jaipur from 26th March to 9th April 2023 with a sale of INR 1 crore.
- Rakhi Stalls set up in the premises of Secretariat, Jaipur on the occasion of Rakhi from 24th August 2023 to 28th August 2023 with a total sale of Rs. 2.44 lakhs.



Glimpses of G-20 Empower Inception Meeting

Pradhan Mantri Formalisation of Micro Food Processing Enterprise (PM FME)

- About 3,980 members involved in food processing activities have been identified for the benefit of Seed capital under PMFME. This support is provided for the formalization and scaling up of food processing activities.
- Agriculture marketing board, the State nodal agency has released a total of Rs. 1041 Lakh for the members. This fund has been sanctioned for 2838 SHG enterprises as seed capital.
- 1242 new proposals have been submitted in the Agriculture Marketing Board for seed capital

Formalization of Micro Enterprises

About 6,100 enterprises have been supported through registrations for FSSAI, GST, Udyog Aadhar, Shop Act, PAN Card, and Artisan Cards.

One Stop Facility- NRETP

OSF is envisaged as a business facilitation-cum-incubation centres at the sub-district level of block to provide business development services to existing micro-enterprises on a growth tracker well as new enterprises that have the potential to grow.

- A total of 7503 enterprises have been selected for support for the OSF.
- 4586 Enterprises have been provided a total INR 1308.32 Lakhs as Community Enterprise Fund support
- 1040 Enterprises have been provided support of INR 457.91 Lakhs through bank loans.

Cluster Development

Identified Clusters

Activity	Districts	Remarks
Tie & Dye	Churu, Bikaner	Final DSR sent to NRLM for approval.
Kashidakari	Barmer	Final DSR sent to NRLM for approval.
Leather	Dausa	Final DSR sent to NRLM for approval.
Canteen	Alwar, Churu, Hanumangarh, Sikar and Udaipur	Final DSR sent to NRLM for approval.

Major Non-Farm Products

The details of the major non-farm products are provided in the table below:

District	Product	No of SHG Members
Pali,Udaipur,Jhalawar and Bharatpur	Honey Products	700
Churu	Tie and Dye	500
Bikaner	Handicraft Items	250
Barmer	Applique	350
Dausa	Leather Products	200
Dausa	Carpet	150
Udaipur	Custard Apple Pulp	150
Jaipur	Gota Patti, Paper Products	150
Kota	Kota Doria	100
Nagaur	Off farm (Kasuri Methi,Ker Sangri Etc)	100
Pratapgarh	Off Farm (Gram, Hing)	100
Tonk	Soap	100
Dungarpur	Solar Products	70

Udaan Yojana

To ensure improved women health and hygiene in Rajasthan, the state government has announced the Indira Mahila Shakti UDAAN scheme with the aim of raising awareness about physical hygiene. Under the scheme, free sanitary napkins will be given to all women free of cost. Preference would be given to SHG women to manufacture Sanitary Napkins for this scheme. About 20% of the Sanitary Pads distributed under this scheme would be manufactured

by SHG women. A uniform purchase rate of Rs. 3.30 per pad has been approved by the State Government. Till date, 33 semi-automatic production units have been set up in 33 districts.

Rajeevika promoted CLFs have successfully distributed 2923986 sanitary pads in 1557 selected schools of 12 districts (Alwar, Bhilwara, Dausa, Dungarpur, Hanumangarh, Jaipur, Jhalawar, Kota, Rajsamand, Sirohi, Sri Ganganagar and Udaipur) after receiving 1st work order from Directorate of Women Empowerment. 2nd Work order under UDAAN have been received by 18 districts (Alwar, Baran, Bhilwara, Chittorgarh, Dausa, Dungarpur, Hanumangarh, Jaipur, Jhunjhunu, Karauli, Jhalawar, Kota, Nagaur, Rajsamand, Sirohi, Sri Ganganagar, Tonk and Udaipur) for distribution of 4009560 sanitary pads in 2322 selected schools. Payment for 1st phase is pending from Treasury level to be disbursed to DPMUs and from DPMUs to CLFs.



District-Sirohi



District-Tonk

10. Youth Skill Building & Employment generation

Convergence with MGNREGS/SBM/IAY:

In order to address various dimensions of poverty, RGAVP aims to take up the task of convergence of SHG programme with various government schemes for social development and livelihood generation, such as MGNREGA, Swachh Bharat Mission, Prime Minister Awas Yojna, National Social Assistance Program etc.

CLF as implementing agency for Category B work under MGNREGA

RGAVP has taken up the task of leveraging asset building on the fields of 1 lakh SHG member's households under Category B under Mahatma Gandhi NREGA. For this, Government of Rajasthan has authorized Cluster Level Federations under RGAVP to work as Program Implementation Agency (PIA) for Category B (ApnaKhet, ApnaKaam) of Mahatma Gandhi NREGA for SHG members. The overall objective is to increase the household income of SHG members to through sustainable livelihood and vulnerability reduction through land development, irrigation infrastructure development, horticulture and dairy farming works on their land. 32942 financial sanctions for Cat-B works issued, 31174 works implementations started and 21728 works completed

Skill Development:

RGAVP is committed to skilling of at least 1 member of families of SHG members in addition to the other interventions of credit support, livelihood development under farm, non-farm or off farm.

RGAVP has been contributing to achieve the mission of skilling by making skill an integral part of its programme. RGAVP has partnered with Maruti Suzuki Training Academy of Maruti Suzuki India Pvt Ltd, Raymond Tailoring Centre, and Nettur Technical Training Foundation (NTTF) course under National Employment Enhancement Mission (NEEM). All selected and trained youth will be given employment in respective company.

141802 rural youth from SHGs HHs have been skilled with self and wage employment through RSLDC, RSETIs and CIPET.

11. Rajasthan Mahila Nidhi Credit Cooperative Federation LTD.Rajasthan

Rajasthan Mahila Nidhi Credit Co-Operative Federation Ltd. (RMN) was set up with a view to provide hassle free loans for the day-to-day needs and livelihood activities. RMN was inaugurated by the hon'ble Chief minister on 26 August 2022.

1. The key modules to be provided by TCS to RMN are: -
 - (a) e-FMS Loan processing.
 - (b) Loan Authentication module.
 - (c) DCB and Accounting Module.
 - (d) Insurance and Claim processing Module.
 - (e) APNA Mobile application.
 - (f) Android based Attendance Application.
2. RMN executed MoU with SNT for development of Software on 21 March 2023. The contract is effective from 01-11-2022 to 31-10-2023.
3. Status of operationalisation of modules to be provided to RMN, furnished below: -
 - (a) e-FMS Loan processing – operationalised and disbursed Rs 107 crore.
 - (b) Loan Authentication module – Gazette notification drafting is in progress.
 - (c) DCB and Accounting Module - Operationalised.
 - (d) Insurance and Claim processing Module – Operationalised.
 - (e) APNA Mobile application – Operationalised.
 - (f) Android based Attendance Application – Under process. Discussion with google distance provider is going on.

Progress

- 15 districts covered during 2022-23. All districts are being covered during 2023-24. Recruitment process of field staff is under progress.
- Share Capital of Rs. 42.10 crore received from 421 CLFs till date.
- Disbursed loans of Rs. Rs. 107 crore to 9677 SHGs and 26201 SHG members till date.
- Capital support for Rs. 25.00 crore each (50.00 crore) received from Govt of Rajasthan for the year 2022-23 and 2023-24.
- Grant support of Rs. 16.76 crore received from Govt of Rajasthan for administrative expenses and interest subvention.
- Interest subvention @ 8% is being provided by Govt. of Rajasthan.
- RMN has received in principle approval for support of Rs 100 crore as capital support and Rs 10 crore as grant for Technology and Admin support from Govt of India. Out of which we have received Rs. 15.00 Crores.
- We have set a target of disbursement of loan Rs. 200.00 crore for the year 2023-24

12. Management Information System (MIS)

RGAVP has a robust system for capturing profiles of community-based organizations (CBOs) & their financial transactions, community cadre, trainings & skill development, livelihoods activities through an online web-based application (i.e., RAJEEVIKA MIS).

Presently, 45.42 lakh household profiles, 3.77 lakh SHG profiles, 28405 VO profiles & 954 CLF profiles have been captured. All kind of data entry like master profiles and monthly transaction data sheets are being collected from field and being entered by data entry sakhis (DES) placed at cluster offices.

Following is some of the main modules of RAJEEVIKA MIS: Community Institutions Modules:

- Community Cadre Module:
- SHG, VO, CLF Module
- Convergence Module:
- HR Module:
- Skill Development Module
- Fund Disbursement Module:
- Project Management System:
- Livelihood Modules

Data Entry Sakhis

For getting data into MIS, Data Entry Sakhis (DESs are SHG members trained on entering all MIS related data) have been deployed at CLF level. PA MISs deployed at Blocks level to handhold & support DESs and to check the quality of data and authenticity of the data on sample basis.

A brief about the data porting system of RAJEEVIKA is as under:

Data Entry System: Monthly progress report which is a part of Self-Help Group books is entered online in MIS. Thus, no separate information is required to be compiled for MIS. This has been a major element of success in getting data entered into MIS. Also, the role of each person is defined, from writing books, porting the data-to-data entry in MIS. Self Help Groups women members as Data Entry Sakhis have been trained and currently about 400 Data Entry Sakhis at CLF level are deployed for online entry into MIS for which they are earning about Rs 6000 per month. Sample checking of 3-5% data is done and authenticated by DES and Project Associate-MIS on monthly basis to ensure quality of the data being entered. Data verification also being done by a team of 32 independent surveyors (CBM) selected from Self Help Group members, who visits the villages selected on a random basis and check the authenticity of data entered into MIS. This enables RAJEEVIKA to check the quality of data and take remedial action to improve quality of data.

Note: Currently, SHG-VO Profile & community funds being ported with NRLM-MIS (NIC) through web service. Transactional data may be made available once the porting tool/protocol is developed by NIC/NMMU.

SHG, VO, CLF MPR Status Month on Nov 2023

SR.NO	District	SHG MPR %	VO MPR %	CLF MPR %
1	AJMER	48.34	41.63	0
2	ALWAR	76.61	85.71	0
3	BANSWARA	33.82	33.24	0
4	BARAN	11.81	25.12	0
5	BARMER	57.55	71.37	4.55
6	BHARATPUR	14.22	12.77	15.63
7	BHILWARA	30.13	48.9	0
8	BIKANER	47.53	24.76	0
9	BUNDI	15.07	20.06	0
10	CHITTORGARH	53.15	50.87	0
11	CHURU	32.85	49.4	0
12	DAUSA	30.7	34.07	0
13	DHOLPUR	22.24	10.08	0
14	DUNGARPUR	36.06	36.24	0
15	HANUMANGARH	50.1	19.81	0
16	JAIPUR	64.79	61.9	2.22
17	JAISALMER	4.36	0	0
18	JALORE	22.9	19.32	0
19	JHALAWAR	29.16	36.88	0
20	JHUNJHUNU	40.45	37.03	0
21	JODHPUR	16.98	9.92	0
22	KARAULI	35.06	35.97	0
23	KOTA	58.86	91.67	0
24	NAGAU	37.89	55.42	0
25	PALI	47.8	39.3	7.69

26	PRATAPGARH	39.06	37.53	4.35
27	RAJSAMAND	35.38	66.67	14.29
28	SAWAI MADHOPUR	21.23	16.37	17.39
29	SIKAR	34.27	42.16	0
30	SIROHI	45.1	35.48	0
31	SRI GANGANAGAR	73.3	70.47	0
32	TONK	34.62	47.68	0
33	UDAIPUR	36.61	37.89	0
	Total	38.32	41.75	1.99

13. Vertical Wise Analysis

IB:

Overall

- 20760 SHGs are Defunct and 129676 SHGs are Dormant
- 207 CLFs are not registered in co-operative societies act
- Overall, 51670 SHGs Saving account not open
- Overall, 4644 Vos and 80 CLFs Saving account not open
- 33137 SHGs Account open but not received T-1(RF)
- 135184 SHGs Account open but not received T-2(CIF)
- 10665 Vos Account Open but not received VO Startup Fund
- 234 CLFs Account Open but not received CLF Startup Fund
- 269271 SHGs are not graded in last 3 Months
- 21907 VOs are not graded in last 3 Months

FY 2023-24

- 100% Villages entered against target
- 100% SHG formed against target
- 96% HHs mobilized into SHGs promoted by NGO/others department against target
- 32 % SHG Saving Account Open
- 58 % VO formed against target
- 36% Vos Saving Account Open
- 79 % CLF formed against target
- 37% CLFs Saving Account Open
- 100% progress in Number of Model CLFs to be taken under NRLM against target
- 100% progress in Number of Model CLFs to be initiated FNHW against target
- 100% progress in FNHW-Number of blocks to be developed as immersion sites against target
- 51% Revolving Fund Release against target
- 100% CIF Fund Release against target

- 8% VO Start-up fund release against target
- 15% CLFs Startup fund release against target

SI & Gender, FNHW, VPRP

FY 2023-24

FNHW

- 100 % Progress in No. of CLFs initiated FNHW activities against target
- 100% Progress in No. of MCLFs initiated FNHW activities against target
- 100% Progress in No. of VOs initiated FNHW activities against target
- 100% Progress in Number of SHGs oriented on FNHW practices against target

Gender

- 100% Progress in No. of Gender CRPs trained and deployed against target.
- 100% Progress in No. of CLFs initiated gender activities against target.
- 100% Progress in No. of VOs (EC) trained on Gender against target.
- 75% Progress in No. of GPPs trained against target.
- 100% Progress in No. of VO SACs trained on Gender against target.
- 100% Progress in No. of CLF SACs trained on Gender.

SI

- 100% Progress No. of VO having Completed Vulnerability Mapping against target.
- 2% Progress Number of VOs provided VRF against target.
- 0% Progress No. of VO Completed their Vision Building Exercises for SI against target.

FI:

Overall

- 311271 SHGs are 9-Month-Old
- As per NRLM Portal Rajasthan NPA Account Percentage is 5.21 and Amount Percentage is 2.95

FY 2023-24

- 54% SHG Bank Credit linkage (Number) against target.
- 51% SHG Bank Credit linkage (Amount) against target.
- 100% Bank Sakhi Positioned against target.
- 74% progress in SHG members to be financed for individual economic activities (with SHG's internal funds) against target.
- 29% progress in Vitta Sakhi trained & placed (NRLM+NRETP) against target.
- 67% progress in Mentor for Vitta Sakhi (NRLM+NRETP) against target.

DF:

FY 2023-24

- 58% progress in BC Sakhi deployed (NRLM+NRETP) against target.
- 32% progress in Digi Pay sakhi deployed (NRLM+NRETP) against target.
- 77% progress in SHG members to be covered under life insurance (NRLM+NRETP) against target.
- 100% Progress in SHG members to be covered under accidental insurance (NRLM+NRETP) against target.
- 100% Progress in SHG members to be covered under Health Insurance (NRLM+NRETP) against target.
- 71% Progress in SHG members subscribed to Pension products (APY/Other product) against target.
- 99% Progress in SHGs to be trained under financial literacy (NRLM+NRETP) against target.

Farm:

FY 2023-24

NRLM

- 89% Progress in Mahila kishan covered under Agri-Livestock Interventions against target.
- 0% Progress in Number of Mahila Kisans to be covered under sub-sector (including all sub-sectors) clusters against target.
- 98% Progress in Number of Mahila Kisan HHs to have Agri-Nutrition Garden against target.
- 0% Progress in Number of Custom Hiring Centres to be established against target.
- 100% Progress in Number of Producers groups to be Promoted against target.
- 100 % Progress in Total amount of fund support to be received by PGs (Lakh INR) against target.
- 83% Progress in Number of Livelihood CRPs to be engaged (KS+PS+VS) against target.
- 100% Progress in Number of Livelihood CRPs to be engaged (KUS) against target.
- 100% Progress in Number of women producers to be covered under Producer Group (PG) against target.
- 0 % Progress in Number of IFC clusters to be promoted against target.
- 100% Progress in Number of Local Groups to be registered in the PGS portal against target.
- 83 % Progress in Number of FFS to be organized (krishi pathsala, pashu pathsala or any other hand holding training by CRP to the women farmers) against target

NRETP

- 100% Progress in Number of Producers groups to be Promoted against target.

- 0 % Progress in Total amount of fund support to be received by PGs (Lakh INR) against target.
- 100 % Progress in No. of Livelihood CRPs to be engaged (KUS) against target.
- 100% Progress in women producers to be covered under Producer Enterprise (PG) against target.
- 52% Progress in Number of women producers to be covered under Producer Enterprise (PE) against target.
- 100% Progress in No. of Local Groups to be registered in the PGS portal against target.

Non-Farm:

FY 2023-24

NRLM

- 92 % Progress in Number of enterprises to be supported under Micro Enterprise Development (MED) against target.
- 5% Progress in Enterprise to be formed/supported under SVEP against target.
- 100 % Progress in Number of enterprises to be supported under PMFME against target.
- 0 % Progress in Number of enterprises to be supported under One Stop Facility Centre (OSF) under NRLM against target.
- 0% Progress in Number of artisans to be mobilized and supported under Artisan Cluster against target.
- 0% Progress in Number of units to be (canteens/or any other) set up under Sectoral Cluster against target.
- 0 % Progress in Number of incubatee to be supported under Incubator component against target.

NRETP

- 100 % progress in enterprises to be supported under One Stop Facility Centre (OSF) under NRETP against target.

Finance:

(Rs. In Lakhs)

S. No	Scheme	Budget Approved in FY 23-24	Fund Allocate	Expenditure 08.01.2024	Unspent Balance
1	NRLM	41240.33	38366.52	36366.85	1999.67
2	NRETP	5673.90	2325.84	1938.30	387.54

NULM: -

- 2494 SHGs formed against target 3500 in FY 2023-24
- 40% Revolving Fund Release in FY 2023-24

- 90% Progress in Bank Loan under SEP-I&G in FY 2023-24
- 40% Progress in Bank Loan under SHG BL in FY 2023-24

MIS: -

- SHG MPR Entry Status- Nov 2023 (38.32%)
- VO MPR Entry Status – Nov 2023 (41.75%)
- CLF MPR Entry Status – Nov 2023 (1.99%)

14. Rajasthan -NRLM & NRETP Progress FY 2023-24

NRLM & NRETP Progress FY 2023-2024									
S.No.	Indicators	NRLM				NRETP			Cumulative Progress upto Dec 2023
		Total for FY 2023-24	Achievements upto Dec 2023	%	Cumulative Progress upto Dec 2023	Total for FY 2023-24	Achievements upto Dec 2023	%	
A.	Institution Building								
1	Number of new villages in which intensive strategy shall be initiated	734	1377	188%	37172	-	-	-	
2	Number of SHGs to be promoted	37813	29168		335888	-	-	-	
3	Number of SHGs to be promoted by NGOs/other department		8828		42065				
	Total SHG Formed		37996	100%	377953				
5	Number of Households to be mobilized into SHGs	528982	395556		4066833	-	-	-	
6	Number of Households mobilized into SHGs promoted by NGO/Others		111485		475357				
	Total Household Covered		507041	96%	4542190				
8	Number of SC Households to be mobilized into SHG	126955	106353	84%	1069711	-	-	-	
9	Number of ST Households to be mobilized into SHG	169272	180495	107%	1462647	-	-	-	

7	Number of SHGs having Saving Bank Accounts	91972	29398	32%	284218	-	-	-	
8	Number of Village Organizations to be promoted	6500	3793	58%	28405	-	-	-	
9	Number of VOs having saving bank account	8467	3063	36%	24248	-	-	-	
10	Number of CLFs to be formed	180	143	79%	954	-	-	-	
11	Number of CLF with Saving Bank Account	250	92	37%	874	-	-	-	
12	Number of Model CLFs to be taken under NRLM	44	44	100%	64	-	-	-	
13	Number of Model CLFs to be initiated FNHW	10	10	100%	18	-	-	-	
14	FNHW-Number of blocks to be developed as immersion sites	3	8	267%	8	-	-	-	
	CIF to Community Institutions								
1	Number of SHGs to be provided RF (in lakh)	64000	32353	51%	257081				
2	Amount of RF to be provided to SHGs (in Rs. Lakh)	9600	4852.95	51%	40314.64				
3	Number of SHGs to be provided CIF (in lakh)	25000	26596	106%	159086				
4	Amount of CIF to be released to SHGs (in Rs. Lakh)	18750	19947	106%	120302.22				
5	Number of VOs provided start-up fund	5000	378	8%	13096				
6	Amount of startup fund disbursed to VOs (<i>in Rs. Lakh</i>)	1750	131.95	8%	4567.7				
7	Number of CLF provided start-up fund	332	50	15%	640				
8	Amount of startup fund disbursed to CLFs (<i>in Rs. Lakh</i>)	498	75	15%	1291.4				
	Model CLFs								

1	Number of Model CLFs to be strengthened under NRETP					-	-	-	36
2	Number of Model CLFs to be provided infrastructure fund					-	-	-	36
3	Amount of Infrastructure fund to be provided to MCLFs (In Lakh)					-	-	-	90
4	Number of Model CLFs to be provided Viability gap fund					-	-	-	36
5	Amount of VGF to be provided to MCLFs (In Lakh)	-	-	-	-	-	-	-	511
6	Number of Model CLFs to be provided training centre infrastructure fund	-	-	-	-	-	-	-	9
7	Amount of training centres infrastructure fund to be provided to MCLFs (In Lakh)	-	-	-	-	-	-	-	64
8	Number of MCLFs to initiate Social Inclusion interventions	-	-	-	-	-	-	-	36
9	Number of MCLFs to initiate FNHW interventions	-	-	-	-	5	5	100%	15
6	Number of MCLFs to initiate Gender interventions	-	-	-	-	0	0	-	36
10	Number of MCLF to be covered under Gender Resource Centre (GRC)	-	-	-	-	2	1	50%	1
11	Number of MCLFs to initiate intensive PRI-CBO convergence interventions	-	-	-	-	0	0	-	6
12	Number of Blocks to be initiated intensive universal PRI-CBO convergence interventions	-	-	-	-	0	0	-	0
13	FNHW-Number of blocks to be developed as Immersion Sites	-	-	-	-	9	4	44%	4
B	SI, Gender, FNHW								
	FNHW								

1	No. of CLFs initiated FNHW activities	46	46	100%	111				
2	No. of MCLFs initiated FNHW activities	10	10	100%	18				
3	No. of VOs initiated FNHW activities	1394	1394	100%	3281				
4	Number of SHGs oriented on FNHW practices	17743	18885	106%	40110				
	Gender								
1	No. of Gender CRPs trained and deployed	292	292	100%	402				
2	No. of CLFs initiated gender activities	97	97	100%	201				
3	No. of VOs (EC) trained on Gender	3008	3008	100%	6019				
4	No. of GPPs trained	34361	25775	75%	59023				
5	No. of VO SACs trained on Gender	3008	3008	100%	6019				
6	No. of CLF SACs trained on Gender	97	97	100%	201				
	SI								
1	No. of VO having Completed Vulnerability Mapping	100	430	430%	730				
2	Number of VOs provided VRF	100	2	2%	4698				
3	Amount of VRF disbursed to VOs (<i>in Rs. Lakh</i>)	50	1	2%	56.51				
4	No. of VO Completed their Vision Building Exercises for SI	1106	0	0%	1016				
C	Financial Inclusion								
1	No. of SHGs that have accessed Bank Credit in current FY	136700	73648	54%	438351	-	-	-	
2	Amount of Bank Credit accessed by SHGs (Rs. in lakh) in current FY	255593.97	130667.44	51%	582488	-	-	-	

3	No. of Bank Sakhi Positioned (NRLM+NRETP)	434	999	230%	2135	-	-	-	
4	Number of SHG members to be financed for individual economic activities (with SHG's internal funds) (NRLM+NRETP)	59026	43590	74%	81577	-	-	-	
5	No. of Vitta Sakhi trained & placed (NRLM+NRETP)	284	81	29%	106				
6	No of Mentor for Vitta Sakhi(NRLM+NRETP)	66	44	67%	44				
D	Digital Finance								
1	Number of SHG members working as BC Agents (NRLM+NRETP)	2000	1160	58%	4704	-	-	-	
2	Number of SHG members working as Digi Pay(NRLM+NRETP)	2231	724	32%	5794	-	-	-	
3	Number of SHG members to be covered under life insurance (NRLM+NRETP)	2075000	1599835	77%	1599835	-	-	-	
4	Number of SHG members to be covered under accidental insurance (NRLM+NRETP)	425000	1003407	236%	3548894	-	-	-	
5	Number of SHG members to be covered under Health Insurance (NRLM+NRETP)	490000	1003407	205%	3567867	-	-	-	
6	No. of SHG members subscribed to Pension products (APY/Other product)	50000	35359	71%	102886	-	-	-	
7	Number of SHGs to be trained under financial literacy (NRLM+NRETP)	67000	66590	99%	224113	-	-	-	
E	Farm Livelihoods								
1	Number of Mahila Kisans to be covered under Agro-Ecological Practice Interventions (in lakh)	300000	268024	89%	1300516				
2	Number of Mahila Kisans to be covered under Livestock Interventions (in lakh)	300000	268024	89%	1300516				
3	Number of Mahila Kisans to be covered under sub-sector (including all sub-	9000	0	0%	0				

	sectors) clusters (in lakh)								
4	Number of Mahila Kisan HHs to have Agri-Nutrition Garden	150000	147121	98%	586848				
5	Number of Custom Hiring Centres to be established	10	0	0%	1124				
6	Number of Producers groups to be Promoted	100	100	100%	1000				
7	Total amount of fund support to be received by PGs (Lakh INR)	200	200	100%	2000				
8	Number of Livelihood CRPs to be engaged (KS+PS+VS)	12000	9948	83%	34300				
9	Number of Livelihood CRPs to be engaged (KUS)	100	100	100%	1000				
10	Number of women producers to be covered under Producer Group (PG)	5000	5121	102%	46897				
11	Number of IFC clusters to be promoted	160	0	0%	0				
12	Number of Local Groups to be registered in the PGS portal	162	162	100%	500				
13	Area of millet crop to be covered through Mahila Kisan Household (acre)	6000	8833	147%	9850				
14	Number of Mahila Kisan to be covered under Millet Production (in Lakh)	6000	8833	147%	9833				
15	Number of FFS to be organized (krishi pathsala, pashu pathsala or any other hand holding training by CRP to the women farmers)	6000	4974	83%	29326				
16	No. of Producers groups to be Promoted	-	-	-	-	83	83	100%	1200
17	Total amount of fund support to be received by PGs (Lakh INR)	-	-	-	-	166	0	0%	2234
18	No. of Livelihood CRPs to be engaged	-	-	-	-	83	83	100%	1200

	(KUS)								
19	Number of women producers to be covered under Producer Group (PG)	-	-	-	-	4000	4150	104%	78458
20	Number of women producers to be covered under Producer Enterprise (PE)	-	-	-	-	17000	8800	52%	39500
21	No. of IFC clusters to be promoted	-	-	-	-	-	0	-	26
22	No. of Local Groups to be registered in the PGS portal	-	-	-	-	32	32	100%	600
F	Non-Farm Livelihood								
1	Number of enterprises to be supported under Micro Enterprise Development (MED)	600	551	92%	551	-	-	-	
2	Number of enterprises to be formed/supported under Start Up Village Entrepreneurship Programme(SVEP)	5051	248	5%	9405	-	-	-	
3	Number of enterprises to be supported under One Stop Facility Centre (OSF) under NRLM	150	0	0%	0	-	-	-	
4	Number of artisans to be mobilized and supported under Artisan Cluster	1205	0	0%	0	-	-	-	
5	Number of units to be (canteens/or any other) set up under Sectoral Cluster	20	0	0%	0	-	-	-	
6	Number of incubatee to be supported under Incubator component	150	0	0%	0				
7	Number of enterprises to be supported under PMFME	1760	1940	110%	1940	-	-	-	
	One Stop Facility (OSF) Centre								
1	Number of enterprises to be supported under One Stop Facility Centre (OSF) under NRETP	-	-	-	-	2606	3749	144%	7503

	NULM								
1	SHG formation	3500	2494	71%	32194	-	-	-	-
2	RF to SHGs	3000	1210	40%	24150	-	-	-	-
3	Total No of Loan sectioned (SEP-I&G)	2000	1805	90%	31803	-	-	-	-
4	Total No of Loan sectioned (SHG BL)	1500	605	40%	3338	-	-	-	-

15. Expenditure Report FY 2023-24

NRLM

S.N O			Annual Action Plan (Amount Rs. in lakhs)	Vertical	Fund allocate by Rajeevika	Expenditure upto 08.01.2024	Unspent Balance	%
	Component B State Livelihood Support		60,379.14		38,118.67	36,241.77	1,876.90	60%
	B.1	State Rural Livelihoods Mission	3,854.38		2,259.80	2,117.84	141.96	55%
1	B.1.1	State & District Mission Management Unit (should be within the overall ceiling of 6% of NRLM allocation including MKSP+SVEP+NRETP)	2,071.40	Admin/Farm	1,587.29	1,554.51	32.78	75%
2	B.1.2	Capacity Building Support	1,782.98	CB	672.51	563.33	109.18	32%
	B.2	Institutional Building and Capacity Building	26,549.76		11,261.26	10,374.22	887.04	39%
3	B.2.1	Block Management Unit Costs	3,898.00	HR/Farm	2,976.75	2,617.18	359.57	67%
4	B.2.2	Social Mobilization and Community Institutions	11,134.21	IB/MIS/Skill	5,257.18	5,042.17	215.01	45%
5	B.2.3	Financial Inclusion Initiatives	2,100.98	FI/DF	430.27	336.10	94.17	16%
6	B.2.4	Community Training and Capacity Building-Farm Livelihoods	6,895.49	Farm	2,378.25	2,236.53	141.72	32%
7	B.2.5	Community Training and Capacity Building-Non-Farm Livelihoods	654.75	Non-Farm	49.04	26.60	22.44	4%
8	B.2.6	Capacity Building for Model CLF Strategy	52.20	CB	3.00	0.45	2.55	1%
9	B.2.7	Capacity Building for Gender Initiatives	746.77	SI	68.00	43.49	24.51	6%
10	B.2.8	Capacity Building for FNHW Initiatives	714.36	SI	69.21	50.37	18.84	7%
11	B.2.9	Capacity Building for Social Inclusion Initiatives	88.00	SI	24.31	20.33	3.98	23%
12	B.2.10	Capacity Building for PRI-CBO Convergence	265.00	SI	5.25	1.00	4.25	0%
	B	Community Investment Support	29,975.00		24,597.61	23,749.71	847.90	79%
13	B.3.1	Community Investment		IB/DF	24,301.29	23,509.55	791.74	80%

		Support	29,375.00					
14	B.3.2	Livelihood Initiatives	600.00	Farm/ Non-Farm	296.32	240.16	56.16	40%
	Component D-Project implementation support		100.00		20.50	10.25	10.25	10%
15	D.2.1	Impact Assessment studies	20.00	M&E	-	-	-	
16	D.2.2	Process Monitoring	50.00	M&E	20.50	10.25	10.25	21%
17	D.2.3	Community Monitoring and Studies	30.00	M&E	-	-	-	
	Component E - Infrastructure & Marketing		1,354.90		227.35	114.83	112.52	8%
18	E.1.1	Infrastructure facilities for livelihood activities	87.50	Non-Farm	-	-	-	
19	E.1.2	Small Scale Productive and Value Addition Infrastructure, CHC (Custom Hiring Centre)	916.00	Farm	160.14	50.24	109.90	5%
20	E.2.1	Saras fair	70.00	Non-Farm	-	-	-	
21	E.2.2	Other fairs	60.00	Non-Farm	-	-	-	
22	E.2.3	Other Marketing Activities	221.40	Non-Farm	67.21	64.59	2.62	29%
	Total NRLM Budget		61,834.04		38,366.52	36,366.85	1,999.67	59%

NRETP

Component	Particulars	Annual Action Plan (Amount Rs. in lakhs)	Vertical	Fund allocate by Rajeevika	Expenditure upto 08.01.2024	Unspent Balance	%
A	Institutional and Human Capacity Building	50.00		-	-	-	
A1	Technical Assistance	50.00	Farm	-	-		
		-					
B	State Livelihood Support	5,095.40		2,297.47	1,921.63	375.84	38%
B1	State Project Management Unit	200.00		185.98	181.09	4.89	91%
B1.1	State & District	200.00	Admin	185.46	180.57	4.89	90%

	Mission Management Unit						
B1.2	Capacity Building Support	-		0.52	0.52	-	
B2	Institutional Building and Capacity Building	2,290.34		905.49	669.72	235.77	29%
B2.1	Block Management Cost	509.00	HR	412.44	319.33	93.11	63%
B2.2	Community institution support for Model CLF	330.84	CB	10.00	1.55	8.45	0%
B2.3	Financial Inclusion Initiatives	292.88	CB(FI Training cost)	13.00	6.26	6.74	2%
B2.4	Farm Livelihoods Initiatives	717.72	Farm	286.48	242.76	43.72	34%
B2.5	Enterprise Capacity Building Initiatives(non-farm)	439.90	Non-Farm	183.57	99.82	83.75	23%
B3	Community Investment Support	2,142.07		855.93	811.06	44.87	38%
B3.2	Institutional Gap Support & Infrastructure Fund	41.50	Farm	3.00	-	3.00	0%
B3.4	Support to PG/ PO (Working Capital)	124.50	Farm	16.00	16.00	-	13%
B3.5	Community Enterprise Fund for Enterprise (revolving)	185.57	Non-Farm	153.35	120.58	32.77	65%
B3.6	Support to BC Sakhi - Capex for equipment, hardware & honorarium	340.00	DF	127.65	118.55	9.10	35%
B3.7	Support to Producers Enterprises (Farm)	1,450.50	Farm	555.93	555.93	-	38%
B4	Special Programs	463.00		350.07	259.76	90.31	56%
B4.2	Integrated Farming Cluster	463.00	Farm	350.07	259.76	90.31	56%
D	Project Implementation Support	528.50		28.37	16.67	11.70	3%
D2	Monitoring & Evaluation and Studies	100.00	M&E	3.77	3.77	-	4%
D3	Electronic National Rural Livelihoods Mission System (e-NRLM)	300.00	MIS	-	-	-	0%
D5	Knowledge Management & Communication	128.50	KM	24.60	12.90	11.70	10%
	Total Budget	5,673.90		2,325.84	1,938.30	387.54	34%

16. NULM Progress

Social Mobilisation and Institution Development (SM&ID)

For reducing urban poverty, Department of Local Self Government, GoR is running “Deendayal Antyodaya Yojana - National Urban Livelihood Mission (DAY-NULM) with support of Ministry of Housing & Urban Affairs, GoI with funding support in 60:40 ratio. DAY-NULM is implemented in all Urban Local Bodies (ULBs) of the state. Under this mission target beneficiary are families from BPL, State BPL, Antyodaya and families who are earning less than three lakh per annum.

Under NULM there are following components are implemented for poverty reduction.

- Social Mobilisation and Institution Development
- Employment through Skills Training and Placement
- Self-Employment Programme
- Support to Urban Street Vendors
- Scheme of Shelter for Urban Homeless



Deendayal Antyodaya Yojana-National Urban Livelihoods Mission (DAY-NULM) shall rest on the foundation that the mobilisation of urban poor households to form their own institutions is an important investment for an effective and sustainable poverty reduction programme. These institutions of the poor would partner with local self-governments, public service providers, banks, private sector and other mainstream institutions to facilitate delivery of social and economic services to the poor.

In compliance of Hon'ble Chief Minister's budget announcement for the year 2022-23, group formation in rural areas as well as urban areas in the state and all work related to it is being done by Rajeevika. In this sequence, a total of 02 components have been transferred from DAY-NULM to Rajeevika respectively, Social Mobilization and Institutional Development (SM&ID) and Self Employment Program (SEP)

Component- Building Community Institutions – Self Help Groups and Their Federations

DAY-NULM envisages mobilization of urban poor households into a three-tiered structure with Self-Help Groups (SHGs) at the grass-root level, Area Level Federations (ALFs) at the slum / ward level and City-Level Federations (CLFs) at the city-level:

- SHGs
- Area Level Federation (ALF)
- City Livelihoods Centres (CLCs)

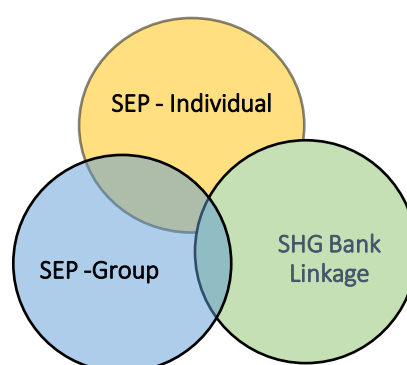
S	Item	2023-24		Cumulative Progress
		Target	Achievement	
1.	SHG formation	3500	2494	32194
2.	RF to SHGs	3000	1210	24150
3.	Area Level Federation		7	889
	RF to ALF	-	29	683
4.	CLF formation	-	-	31

Self-Employment Programme (SEP)

This component will focus on financial assistance to individuals/groups of urban poor for setting up gainful self-employment ventures/micro-enterprises, suited to their skills, training, aptitude and local conditions. A special provision of 3 percent reservation should be made for the differently-able under this programme. In view of the Prime Minister's 15-Point Programme for the Welfare of Minorities, at least 15 percent of the physical and financial targets under this component shall be earmarked for the minority communities.

Under this component, setting up of both individual and group micro enterprises will be supported. The project cost ceiling will be Rs. 2 lakh for individual enterprises and Rs. 10 Lack for group enterprises. Individuals and groups may be provided loans from the banks and the application for such loans be preferably recommended by the SHGs.

Interest subsidy over and above the 7 percent rate of interest will be available on a bank loan for the setting up of an individual or group enterprise. No collateral is envisaged other than the micro-enterprise itself. Sub-Component – SHG - Bank Linkage.



Also, Interest Subsidy over and above 7 percent rate of interest will be applicable to all SHGs accessing bank loan. An additional 3 percent interest subvention will be provided to all women SHGs who repay their loan on time in all the cities.

The interest subvention will be subject to timely repayment by the benefit caries. Suitable certified cation from banks will be obtained in this regard. The difference between 7 percent or 4 percent as the case may be and the prevailing rate of interest will be provided to banks under DAY-NULM. Sub-Component – Credit Card for enterprise development Under this component, efforts will be made to cover benefit carries with credit cards for working capital and other purposes.

SEP-I&G	SEP-SHG BANK LINKAGE
Total No of Beneficiaries -31623	Total SHG Members Credit linkged-38865

- Highlights-On-line release of Int. Subsidy (DBT) to 71221 beneficiaries through Paise Portal. Under SEP-I & G 33421 beneficiaries received Loan of amount – 296.46 Cr
- SEP-I&G Subsidy (7%) released -15.88 Cr
- Under SHG bank linkage 38865 SHG beneficiaries received Loan of amount of 6318.32 Lakh
- SHG bank linkage Subsidy (3%) released - 1.63 Lakh

The total No of Beneficiaries- 65861 are self-employed like Street Vendor, Skill trained students, women and SHG's are encouraged to set up small enterprises relating to manufacturing, servicing and petty business for which there is considerable local demands.

S	Item	SEP-I&G		SHG BL	
		Target	Achievement	Target	Achievement
1.	Total No of Loan sectioned	2000	1618	1500	550

17. FY 2023-24 Budget Announcement Progress

S.N	Budget Announcement	Action Taken
1	Budget Speech 2023-2024 बिन्दु संख्या: 77(i) – महिलाओं को सामाजिक एवं आर्थिक रूप से आत्मनिर्भर बनाने हेतु महिला निधि के माध्यम से स्वयं सहायता समूहों के सदस्यों को उपलब्ध कराये जाने वाले एक लाख रुपये तक के ऋण पर 8 प्रतिशत ब्याज अनुदान दिये जाने की घोषणा।	माननीय मुख्यमंत्री बजट घोषणा वर्ष 2023–24 घोषणा संख्या 77.00.0 की पालना में राजस्थान महिला निधि के माध्यम से स्वयं सहायता समूहों के सदस्यों को उपलब्ध कराये जाने वाले एक लाख रुपये तक के दो वर्ष की अवधि के लिए वितरित ऋण पर 8 प्रतिशत ब्याज अनुदान दिए जाने पर सहमति दिनांक 04-4-2023 को वित्त विभाग से प्राप्त हो गयी है। इस हेतु राशि रुपये 12 करोड़ की वित्तीय सहायता राज्य सरकार से प्राप्त की जानी है जिसके लिए वित्त विभाग को आवेदन किया जा चुका है। राजस्थान महिला निधि के द्वारा स्वयं सहायता समूहों को 2.5 प्रतिशत ब्याज दर पर ऋण उपलब्ध करने की कार्यवाही दिनांक 01 अप्रैल 2023 से

		प्रारम्भ की जा चुकी है।
2	Budget Speech 2023-2024 बिन्दु संख्या: 77(ii) – महिलाओं को सामाजिक एवं आर्थिक रूप से आत्मनिर्भर बनाने हेतु 5 लाख नये परिवारों को स्वयं सहायता समूह में जोड़कर लाभान्वित किया जाना प्रस्तावित है। आगामी वर्ष स्वयं सहायता समूह की महिलाओं को 800 करोड़ रुपये का ऋण उपलब्ध कराते हुए Revolving Fund व Community Investment Fund के रूप में 200 करोड़ रुपये का प्रावधान किया जायेगा।	माह दिसम्बर 2023 तक कुल 5.07 लाख नये परिवारों को स्वयं सहायता समूह में जोड़ा गया। Revolving Fund व Community Investment Fund के रूप में 248 करोड़ रुपये दिये गये। साथ ही बैंकों के माध्यम से 1306 करोड़ रुपये उपलब्ध कराये गये।

18. Jan Ghosna Progress

Sr. No.	Announcement Description.	Upto Dec 2023
1	20.9.01 – महिला स्वयं सहायता समूहों को समर्थ बनाना तथा बैंकों से आसान ऋण की व्यवस्था।	<ul style="list-style-type: none"> दिसम्बर 2023 तक राजीविका के अन्तर्गत 3.77 लाख समूहों का गठन अब तक कुल राशि 5824.88 का बैंकों के माध्यम से ऋण उपलब्ध कराया।
2	10.15 – प्रदेश में ग्रामीण एवं शहरी क्षेत्रों में बेरोजगार व्यक्तियों के लिए स्वयं सहायता समूहों का गठन। (अ) गैर कृषि क्षेत्र में दक्षता विकास एवं उन्नयन हेतु प्रशिक्षण की व्यवस्था की शुरुआत (ब) जूता निर्माण, दरियां, कालीन बनाना, मधुमक्खी पालन, मत्स्य उद्योग, डेयरी, पत्थरों को तराश कर जाली एवं कलात्मक वस्तुएं बनाना, आर.सी.सी. शटरिंग इत्यादि में दक्षता विकसित करके स्व-रोजगार के अवसरों का सृजन। (स) कुशल श्रमिकों हस्तशिल्पियों, दस्तकारों एवं प्रशिक्षित बेरोजगार युवकों को आसान दर पर ऋण सुविधा उपलब्ध कराने पर जोर।	<ul style="list-style-type: none"> दिसम्बर 2023 तक राजीविका के अन्तर्गत 3.77 लाख समूहों का गठन (अ) दक्षता विकास एवं उन्नयन हेतु स्टार्टअप ग्राम उधमिता कार्यक्रम के अन्तर्गत प्रशिक्षण उपरान्त माह दिसम्बर 2023 9405 इण्टरप्राइजेज विकसित किये गये माह दिसम्बर 2023 तक 141802 ग्रामीण युवा सदस्यों को आरसेटी के माध्यम से दक्षता विकास एवं उन्नयन हेतु प्रशिक्षण उपलब्ध कराया गया।(स्रोत आरसेटी) (ब) जूता निर्माण, दरियां, कालीन बनाना, मधुमक्खी पालन, मत्स्य उद्योग, डेयरी, पत्थरों को तराश कर जाली एवं कलात्मक वस्तुएं बनाना, आर.सी.सी. शटरिंग इत्यादि, ग्रामीण 141802 युवाओं को दक्षता विकसित कर स्वरोजगार के अवसरों का सृजन किया गया। (स) कुशल श्रमिकों हस्तशिल्पियों, दस्तकारों एवं

Sr. No.	Announcement Description.	Upto Dec 2023
		प्रशिक्षित 130590 ग्रामीण बेरोजगार युवाओं को आरसेटी के माध्यम से आसान दर पर ऋण सुविधा उपलब्ध कराई गई।

19. CM Direction Progress

Sr. No.	Agenda Description/ Event Details/ Year	Direction Details	Upto Dec 2023
1	दिनांक 15.06.2021 को राजस्थान ग्रामीण आजीविका विकास परिषद (राजीविका) की समीक्षा बैठक	मुख्य सचिव, प्रमुख शासन सचिव, वित्त विभाग व प्रमुख सचिव, मुख्यमंत्री के साथ प्राप्त सुझावों का विश्लेषण कर राजीविका के सुदृढीकरण हेतु क्रियान्वयन योग्य सुझावों पर निर्णय करवाया जावे।	मुख्य सचिव महोदय की अध्यक्षता में आयोजित बैठक में लिए निर्णय अनुसार महिला अधिकारिता निदेशालय के अमृता समूहों के एकीकरण किया जा रहा है। माह जुलाई 2022 तक 2163 समूहों का राजीविका द्वारा एकीकरण का कार्य प्रारंभ कर दिया गया है। दिनांक 24.06.22 को प्रमुख शासन सचिव, ग्रामीण विकास एवं पंचायती राज की अध्यक्षता में आयोजित बैठक में निर्णय लिया गया कि, राज्य में महिला निधी का गठन किया जा रहा है, जिसके मायध्म उक्त फेडरेशनों द्वारा किये जाने वाले अधिकतम कार्यों की पूर्ति हो जायेगी। अतः जिला एवं राज्य स्तरीय फेडरेशन के गठन के कार्य को आगामी वर्ष तक स्थगित कर दिया गया।
2	दिनांक 15.06.2021 को राजस्थान ग्रामीण आजीविका विकास परिषद (राजीविका) की समीक्षा बैठक	विभिन्न SHG's को एक Umbrella के अंतर्गत लाया जावे तथा एक Common IT प्लेटफार्म का उपयोग किया जावे	राज्य में संचालित विभिन्न SHGs को एक Umbrella के अंतर्गत लाने के लिये महिला अधिकारिता से 10161 समूहों की सूची प्राप्त कर लिया गया है एवं 27 जून 2022 को राजस्थान में कार्यरत विभिन्न गैर सरकारी संस्थान (NGO) के प्रतिनिधियों बैठक आयोजित की गयी। जिसमें उनके द्वारा गठित एवं वर्तमान में संचालित स्वयं सहायता समूहों की सूचना राजीविका को उपलब्ध करवाने के लिए सहमति प्रदान की गई। समूहों के डेटा बेस को तैयार करने के लिए राजीविका MIS पर प्रावधान कर लिया गया है।
3	दिनांक 15.06.2021 को राजस्थान ग्रामीण आजीविका विकास परिषद (राजीविका) की समीक्षा बैठक	स्वयं सहायता समूहों के उत्पादों को बिना टेंडर के सरकारी खरीद की छूट की सीमा को एक लाख रुपये से बढ़ाया जावे।	स्वयं सहायता समूहों के उत्पादों को बिना टेंडर के सरकारी खरीद की छूट की सीमा को एक लाख से 2 लाख कर दी गई है जिसका आदेश दिनांक 14.09.2023 को वित्त विभाग द्वारा जारी किया जा चुका है।

Sr. No.	Agenda Description/ Event Details/ Year	Direction Details	Upto Dec 2023																					
4	दिनांक 07.05.2022 को ग्रामीण विकास विभाग की आयोजित समीक्षा बैठक	उद्योग विभाग के अंतर्गत जैसलमेर, बीकानेर, दौसा एवं जोधपुर में उपलब्ध ग्रामीण व शहरी हाट बाजार एवं पर्यटन विभाग के अंतर्गत सवाई माधोपुर और झुन्झुनू में शिल्पग्राम का राजीविका की महिलाओं द्वारा ग्रामीण हाट एवं सुविधा केन्द्रों के रूप में संचालन करावें	<ul style="list-style-type: none"> उद्योग विभाग एवं पर्यटन विभाग से एमओयू सम्पन्न, झुन्झुनू में शिल्पग्राम प्रारम्भ करने की कार्यवाही प्रक्रियाधीन है। <table border="1" data-bbox="807 439 1522 797"> <thead> <tr> <th>क्र.स</th> <th>थजला</th> <th>ग्रामीण हाट एवं सुविधा केन्द्र दिनांक</th> </tr> </thead> <tbody> <tr> <td>1</td> <td>बाड़मेर</td> <td>26.05.2022</td> </tr> <tr> <td>2</td> <td>दौसा</td> <td>31.05.2022</td> </tr> <tr> <td>3</td> <td>जोधपुर</td> <td>31.05.2022</td> </tr> <tr> <td>4</td> <td>बीकानेर</td> <td>01.06.2022</td> </tr> <tr> <td>5</td> <td>सवाईमाधोपुर(शिल्पग्राम)</td> <td>14.07.2022</td> </tr> <tr> <td>6</td> <td>जैसलमेर</td> <td>23.07.2022</td> </tr> </tbody> </table>	क्र.स	थजला	ग्रामीण हाट एवं सुविधा केन्द्र दिनांक	1	बाड़मेर	26.05.2022	2	दौसा	31.05.2022	3	जोधपुर	31.05.2022	4	बीकानेर	01.06.2022	5	सवाईमाधोपुर(शिल्पग्राम)	14.07.2022	6	जैसलमेर	23.07.2022
क्र.स	थजला	ग्रामीण हाट एवं सुविधा केन्द्र दिनांक																						
1	बाड़मेर	26.05.2022																						
2	दौसा	31.05.2022																						
3	जोधपुर	31.05.2022																						
4	बीकानेर	01.06.2022																						
5	सवाईमाधोपुर(शिल्पग्राम)	14.07.2022																						
6	जैसलमेर	23.07.2022																						
6	दिनांक 07.05.2022 को ग्रामीण विकास विभाग की आयोजित समीक्षा बैठक	महिला कॉपरेटिव बैंक का संचालन 15 अगस्त, 2022 से कराने हेतु आवश्यक कार्यवाही सुनिश्चित करे।	महिलाओं के आर्थिक रूप से सशक्त करने हेतु समूह सदस्यों की सुगमता से रोजमर्रा की आवश्यकता एवं स्वरोजगार हेतु ऋण उपलब्ध कराने की दृष्टि से राजस्थान महिला निधि क्रेडिट को-ऑपरेटिव फेडरेशन लि. जयपुर का शुभारंभ माननीय मुख्यमंत्री महोदय द्वारा दिनांक 26 अगस्त 2022 को किया गया।																					
7	दिनांक 08.12.2022 को अपराध एवं कानून व्यवस्था (गृह विभाग) की समीक्षा बैठक	सी.एल.जी. सदस्य, सुरक्षा सखी, पुलिस मित्र एवं ग्राम रक्षकों को पुलिस वॉट्सअप ग्रुप से ज्यादा से ज्यादा जोड़ा जावे। राजविका से जुड़ी महिला-शक्ति को सुरक्षा सखी से जोड़ा जाना चाहिए।	3.42 लाख से अधिक महिलाओं को सुरक्षा सखी में जोड़ा गया एवं और अधिक स्वयं सहायता समूहों की महिलाओं को जोड़ने का कार्य प्रगतिरत है																					



**Rajasthan Grameen Aajeevika Vikas Parishad
(RAJEEVIKA)**

Department of Rural Development & Panchayati Raj

IIIrd Floor, RFC Block, Udyog Bhavan,
Tilak Marg, Jaipur

Phone: -2227011, 2227416 Fax: -2227723

Website-<http://www.rgavp.rajasthan.gov.in>