



राजस्थान ग्रामीण अजीविका विकास परिषद्

# Monthly Progress Report November, 2024

RAJASTHAN GRAMEEN AJEEVIKAVIKAS  
PARISHAD (RGAVP)

DEPARTMENT OF RURAL DEVELOPMENT  
GOVERNMENT OF RAJASTHAN - JAIPUR



# Contents

1. Introduction	4
2. RGAVP Progress at a glance	5
<b>3. Institution Building</b>	<b>9</b>
<i>Self Help Groups</i>	9
District Wise Saturation Status	10
District Wise SHGs Formation	11
District Wise SHGs Promoted by Line Department & NGOs	11
District Wise Defunct & Dormant SHGs	12
<i>Village Organizations:</i>	13
District Wise VOs Formation	13
District Wise VOA Status	14
<i>Cluster Level Federations</i>	15
District Wise Cluster Level Federations Registration Status	16
District Wise Cluster Level Federations Repayment Rate Status (Rs in Lakhs)	17
<i>NRETP/NRLM Modal CLF</i>	18
<i>SHG Grading Status</i>	19
<i>District Wise Not Graded SHGs</i>	20
<i>District Wise SHG Formation FY 2024-25</i>	21
<i>Districts Wise SHG Account Opening Status</i>	22
<i>Districts Wise VO Account Opening Status</i>	23
<i>Districts with CLF Account Opening Status</i>	24
<i>District Wise RF &amp; CIF Release Vs Ach Target FY 2024-2025</i>	25
4. Social Inclusion	26
<i>Food, Nutrition, Health and WASH</i>	29
<i>District Wise SHGs Members</i>	33
5. Community Cadre Status	34
6. Financial Inclusion	35
<b>Credit Linkages</b>	35
District Wise SHGs Credit Linkage & Amount Target Vs Ach. FY 2024-2025	36
District Wise NPA Status	37
7. <b>Digital financial inclusion initiatives</b>	<b>38</b>
Digital Finance Progress	39
District Wise BC Development and Digi pay Sakhi Target FY 2024-25	40
8. Livelihood Development	41
District Wise Household Covered FY 2024-25	42
Van Dhan Yojana: -	44
FPO Progress	44
<i>Farm Livelihood Under NRETP</i>	45
Value Chain Development Project	45
Organic Farming	46
<i>Lakhpati Didi</i>	47
9. <b>Nonfarm Livelihoods</b>	<b>48</b>
Start-up Village Entrepreneurship Program	48
Major Enterprises	49
One Stop Facility -NRLM	49
Mirco Enterprise Development (MED)	49

OBOP (One Block-One Product)	50
Producer/Business Group	50
Canteen Establishment	50
Market Linkages/Stores	52
Fairs/Exhibitions	53
Pradhan Mantri Formalisation of Micro Food Processing Enterprise (PM FME)	53
Formalization of Micro Enterprises	54
One Stop Facility- NRETP	54
Cluster Development	54
Major Non-Farm Products	55
Udaan Yojana	55
<b>10. Youth Skill Building &amp; Employment generation</b>	<b>57</b>
CLF as implementing agency for Category B work under MGNREGA	57
Skill Development:	57
<b>11. Rajasthan Mahila Nidhi Credit Cooperative Federation LTD.Rajasthan</b>	<b>58</b>
<b>12.Management Information System (MIS)</b>	<b>60</b>
SHG, VO, CLF MPR Status Month October 2024	61
<b>13. Vertical Wise Analysis</b>	<b>62</b>
Institution Building (IB)	62
Socail Inclusion & Gender, FNHW, VPRP	63
Financial Inclusion (FI)	64
Digital Finance (DF)	64
Farm Livelihoods	65
Non-Farm	66
NULM	66
MIS	66
<b>14. Rajasthan -NRLM Progress FY 2024-25</b>	<b>67</b>
<b>15. NULM Progress</b>	<b>72</b>
Component- Building Community Institutions – Self Help Groups and Their Federations	73
Financial Inclusion and Micro Enterprises -Self-Employment Programme (SEP)	74
<b>16. FY 2024-25 Budget Announcement Progress (2024-2025(Vote on Account))</b>	<b>75</b>
<b>17. FY 2024-25 Budget Announcement Progress 2024-25(Modified Budget)</b>	<b>76</b>
<b>18. Sankalp Patra 2023</b>	<b>77</b>
<b>19. FY 2024-25 CM Announcement Progress</b>	<b>78</b>
<b>20. FY 2024-25 CM Direction Progress</b>	<b>79</b>
<b>21. MISSION PANCH RATNA</b>	<b>80</b>
<b>22. District Wise Ranking Status</b>	<b>83</b>

# 1. Introduction

## **Mission:**

To enhance the economic opportunities and empowerment of rural poor with focus on women and marginalized groups of Rajasthan

## **Objectives:**

- Promote community institutions – Women self-help groups, Federations, Producer Organizations
- Financial Inclusion through Project Support & Bank linkages.
- Provide livelihood support through promotion of small and micro enterprises in the areas of farm and non-farm sectors for income enhancement of the poor.
- Develop skills of rural youth
- Converge with other government programs including various departments for leveraging impact

**Rajasthan Grameen Aajeevika Vikas Parishad (RAJEEVIKA)** is an autonomous society established in October 2010 by the Government of Rajasthan under the administrative control of Department of Rural development. The society is registered under Society Registration Act, 1956 and mandated to implement all rural livelihoods programs associated with SHG based institutional architecture.

## **Key Projects implemented by RAJEEVIKA:**

Presently, following livelihood projects are being implemented by RAJEEVIKA: -

- GOI funded National Rural Livelihood Mission (NRLM): in 352 blocks in phased manner; implementation from April 2013.
- National Rural Economic Transformation Project (NRETP) is being implemented in 36 blocks of 9 districts of the state.
- World Bank funded, Rajasthan Rural Livelihood Project (RRLP) and IFAD funded MPoWeR Project and NRLP has been closed, and all Institutions promoted under these Projects brought under NRLM fold.

## **Approach**

To support the development of livelihood opportunities for the rural poor, specially women and marginalized groups through following:

- **Promoting community institutions** – Women Self Help Groups, VOs, Federations, and Producer Organizations.
- **Financial Inclusion** through Project fund & Bank linkage.
- Providing **livelihood support**.
- **Skill Development; and Convergence** with other government programmes.

## 2. RGAVP Progress at a glance

- **Mobilisation: 403736** (361143 RGAVP + 42293 NGOs/Other department) SHGs have been formed by mobilising about 48.09 (43.27 RGAVP+ 4.82 NGOs/Other department) lac women in 352 blocks across State.
- Financial Inclusion: 290535 SHGs have been benefited with the revolving fund and Community Investment support to the tune of Rs 1729.20 Crores. And Loan of Rs 8277.96 crore to Self Help Groups available through banks.
- **Village Organisation formed:** Total 31377 Village Organizations have been promoted.
- **Cluster Level Federations:** Rajasthan be the 1050 CLFs have been promoted and 936 CLFs registered under co-operative societies act. Each CLF has been covering about 5000 women from 35-40 villages and operates like a Mini Bank with a corpus of about Rs 2.5 crore
- 5979 BC Sakhi and 6044 Digi pay sakhi working and a Total Amount of Business Transaction in FY 24-25 – 412.17 Cr.
- 21.98 Lakhs HHs covered under Livestock and Agriculture activities
- 44460 individual enterprises formed under (SVEP, MED, NRETP, PMFME, MEC)
- 156796 youth from SHGs HHs have been skilled with self and wage employment through RSLDC, RSETIs and CIPET.
- State Government permitted direct procurement of SHG Products upto Rs 1.0-2.0 lakh without any procurement procedure for departmental use.
- Established Marketing outlets for SHG produces at Rajasthali Jaipur, Tonk (2), Bikaner, Churu (2), Sri Ganganagar (2), Udaipur, Jhalawar (2), Ajmer, Alwar, Dungarpur, Rajsamand (1) and Jodhpur (2).
- 272 canteens have been established across various districts and blocks to promote SHG livelihoods
- 3.42 Lakh Women of Self-Help Groups were registered in Suraksha Sakhi.
- 724 products of Self-Help Groups uploaded for sale on Amazon.
- 70 products have been onboarded and are live on Flipkart-Samarth

- Rajasthan Mahila Nidhi Credit Co-Operative Federation Ltd., with a view to provide loans for the day-to-day needs and self-employment of the group members easily to empower the women financially. Jaipur was inaugurated by the hon'ble Chief minister on 26 August 2022. Disbursed loans of Rs. Rs 280.14 crore to 21189 SHGs and 68436 SHG members till date. Interest subvention @ 8% is being provided by Govt. of Rajasthan
- On the occasion of Diwali, a fair was organized to increase the sales of the products of Self-Help Groups
- Saras National Craft Mela was organized in Jawahar Kala Kendra, Jaipur from 13<sup>th</sup> January to 21<sup>st</sup> January 2024 with a sale of over INR 1 crore.
- Diwali Mela was organized in IGPRS, Jaipur from 21<sup>st</sup> to 27<sup>th</sup> Oct 2024 with a sale of INR 50.09 lakhs.
- Saras Mela was organised in Sawaimadhopur from 08<sup>th</sup> to 18<sup>th</sup> March 2024 with a sale of INR 32.3 lakhs.
- In Udaan Yojna, one unit has been established in each district and production has started in 33 districts. Rajeevika promoted CLFs have successfully distributed 2923986 sanitary pads in 1557 selected schools of 12 districts
- Formation of 461 Van Dhan Vikas Kendra under Van Dhan Vikas Yojana, in which 1,39,329 members have been added.
- To make farmers self-dependent through agricultural inputs, market linkage and value addition activities, 65 FPOs were formed in 13 districts.
- 2538 (1100 NRLM + 1200 NRETP + 238 non-farm) producer groups have been formed at village level for value addition and marketing of animal husbandry, agriculture and non-farm related products.
- Ujala Milk Producer Company Limited formed in Kota, Bundi, Baran, Karauli, Sawai Madhopur and Jhalawar districts to promote milk producers, 30033 families benefitted
- Formation of Hadoti Mahila Kisan Producer Company Limited in Kota and Baran district to develop Soyabean and Coriander value chain with the aim of benefitting the farmers, 13500 families benefitted.

- Transaction based MIS System rolled out to monitor various interventions and for measuring performance of Staff.

### **Cumulative Progress at a glance**

S.N	Activities	Total
1	No of Blocks entered	352
2	No of GPs entered	11324
3	No of Villages entered	37795
4	Total SHG Formed & Coopted	403736
4.1	SHG Formation (RAJEEVIKA)	361443
4.2	SHG Coopted by other Department/NGOs	42293
4.2	Number of Active Rajeevika SHGs	342098
4.3	Number of Defunct SHGs	19345
5	Number of HHS (RAJEEVIKA+ other	4809830(4327150+482680)
6	No of SHGs with Saving	315904
7	No of SHGs availed Revolving funds	290535
8	Revolving Fund Amount (Rs. In Lakhs)	45750.76
9	No of SHGs availed CIF (By Project + Rotation+ Watershed)	167977(141002+ 18328+8647)
10	CIF Fund Amount (Rs. In Lakhs)	127169.30(106075.08+10874.58+10219.63)
11	Credit Linkages (First loan+ Repeated Loan)	535331
12	Credit volume (Rs in Cr.) (As per RGAVP+ NRLM)	8277.96
13	No of VOs promoted	31377
14	No of CLFs promoted	1050
15	No of HHs covered under Farm Activities	2198608
16	No of Individual Enterprise formed (SVEP, MED (State Run + NRLM), OSF-NRETP, PMFME, MEC+OSF NRLM)	44460 (10931+4573+8232+5726+13138+1860)
17	No of Producer Group formed (Livestock, Agri and Non-Farm)	2538(1150+1150+238)
18	No of Producer Enterprise formed	2

## Expenditure under various Projects (Rs in Crores)

Name of the Project	Expenditure Till March 2024	Budget Allocated 2024-25	Expenditure (upto November, 2024)	Cumulative Exp. Since inception
RRLP	802.07	-	-	802.07
NRLP	105.19	-	-	105.19
NRLM	2152.58	504.08	237.94	2390.52
MPoWeR	168.50			168.50
NRETP	151.46	10.92	9.08	160.54
SVEP	27.96	20.00	9.96	37.2
MKSP	24.58	37.33	7.73	32.61
<b>Total</b>	<b>3432.34</b>	<b>572.33</b>	<b>264.71</b>	<b>3697.05</b>

Note: -NRLP, MPoWeR &RRLP Projects ended by June and October 2018.NRETP is ended by June 2024



### 3. Institution Building

#### Self Help Groups

Institution Building has been one of the key activity for RAJEEVIKA. Mobilisation of poor women in to Self Help Group at village level has been the first step for RAJEEVIKA towards acheiving its goal. As on November 2024 RGAVP mobilized about 48.09 lac households into 4.03 lac SHGs

Through the social capital generated in resource blocks, the implementation in remaining blocks has been successfully initiated in a phased manner with the help of internal Community Resource Persons(CRPs). Programme being implemented with the help of Internal Community Resource Persons graduated from Resource/Intensive blocks

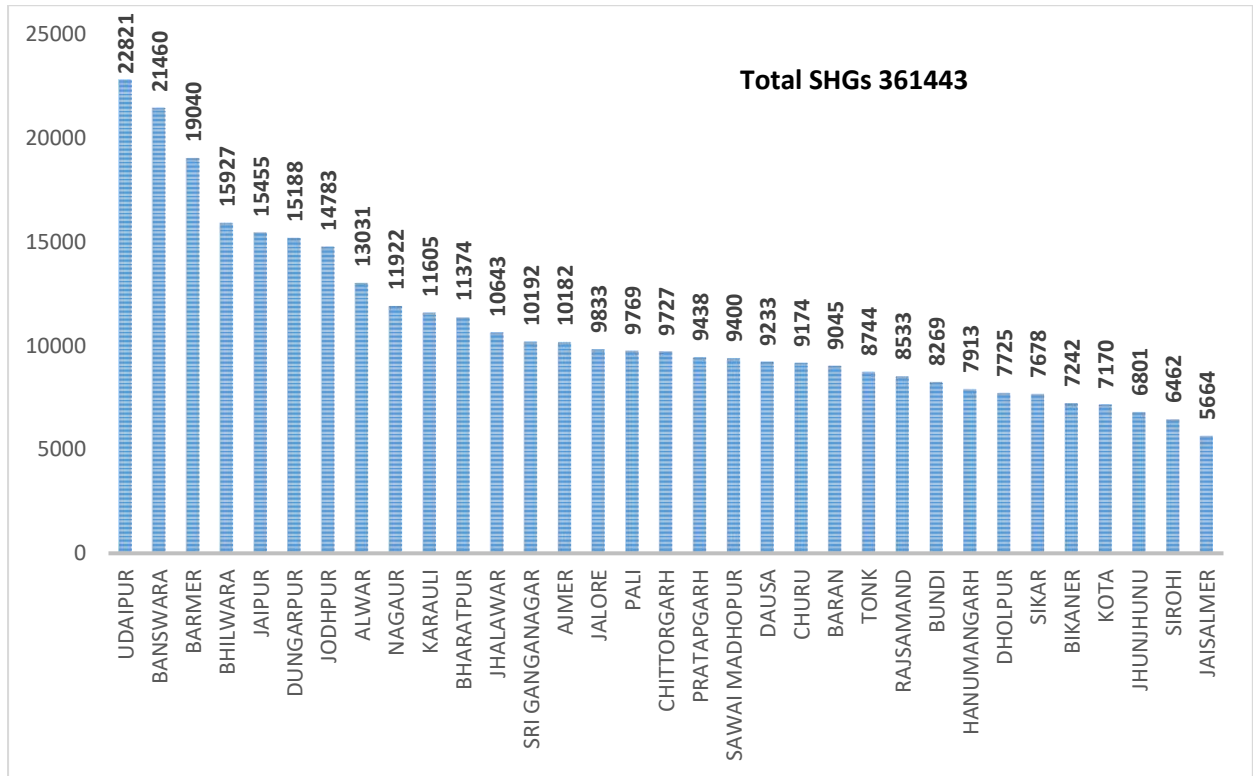
Different approaches are being used by RGAVP for Institution Building and social mobilization for execution of various Projects under RGAVP. Self Help Groups (SHGs) and their higher-level institutions like Village Organizations (VOs), Cluster Level Federations are being formed. RGAVP is also building on the already existing human resource in the form of women’s self-help groups and their higher-level federations and women led producer organizations.



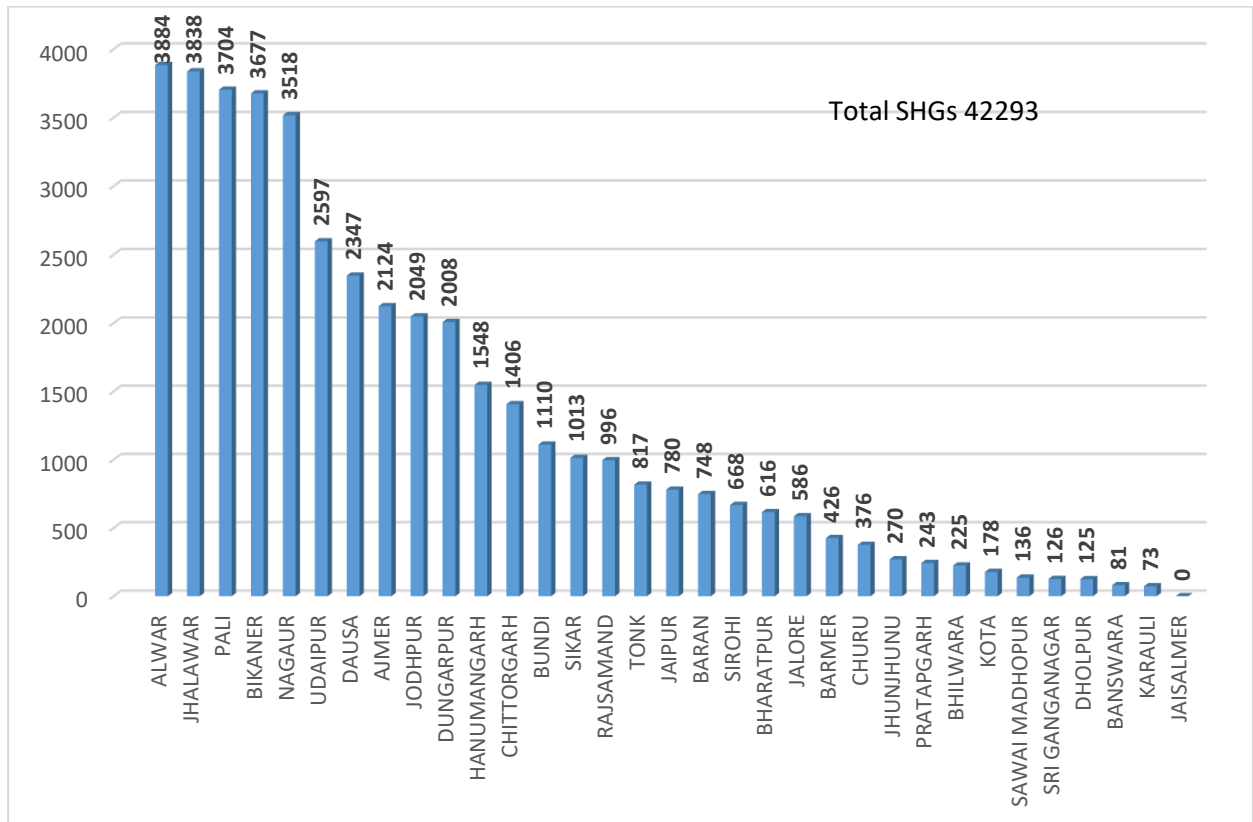
## District Wise Saturation Status

S. No.	District	No of SECC HHS	Total SHG Member	%
1	AJMER	142327	140328	99%
2	ALWAR	207127	187990	91%
3	BANSWARA	295999	259038	88%
4	BARAN	121698	121721	100%
5	BARMER	284744	210941	74%
6	BHARATPUR	147679	132615	90%
7	BHILWARA	227792	213542	94%
8	BIKANER	123049	122543	100%
9	BUNDI	122310	115065	94%
10	CHITTORGARH	141997	142672	100%
11	CHURU	114782	111152	97%
12	DAUSA	137695	131265	95%
13	DHOLPUR	100377	88723	88%
14	DUNGARPUR	239924	222340	93%
15	HANUMANGARH	119353	121615	102%
16	JAIPUR	196812	180232	92%
17	JAISALMER	65452	57548	88%
18	JALORE	164157	105033	64%
19	JHALAWAR	156422	171749	110%
20	JHUNJHUNU	78031	77138	99%
21	JODHPUR	196073	184524	94%
22	KARALI	151304	132770	88%
23	KOTA	90148	92154	102%
24	NAGAU	206482	168702	82%
25	PALI	174778	163977	94%
26	PRATAPGARH	132137	112535	85%
27	RAJSAMAND	110738	128318	116%
28	SAWAI MADHOPUR	126126	117685	93%
29	SIKAR	99086	96558	97%
30	SIROHI	98527	85406	87%
31	SRI GANGANAGAR	145449	116115	80%
32	TONK	121921	115449	95%
33	UDAIPUR	382419	382387	100%
<b>Total</b>		<b>5222915</b>	<b>4809830</b>	<b>92%</b>

## District Wise SHGs Formation



## District Wise SHGs Promoted by Line Department & NGOs



## District Wise Defunct & Dormant SHGs

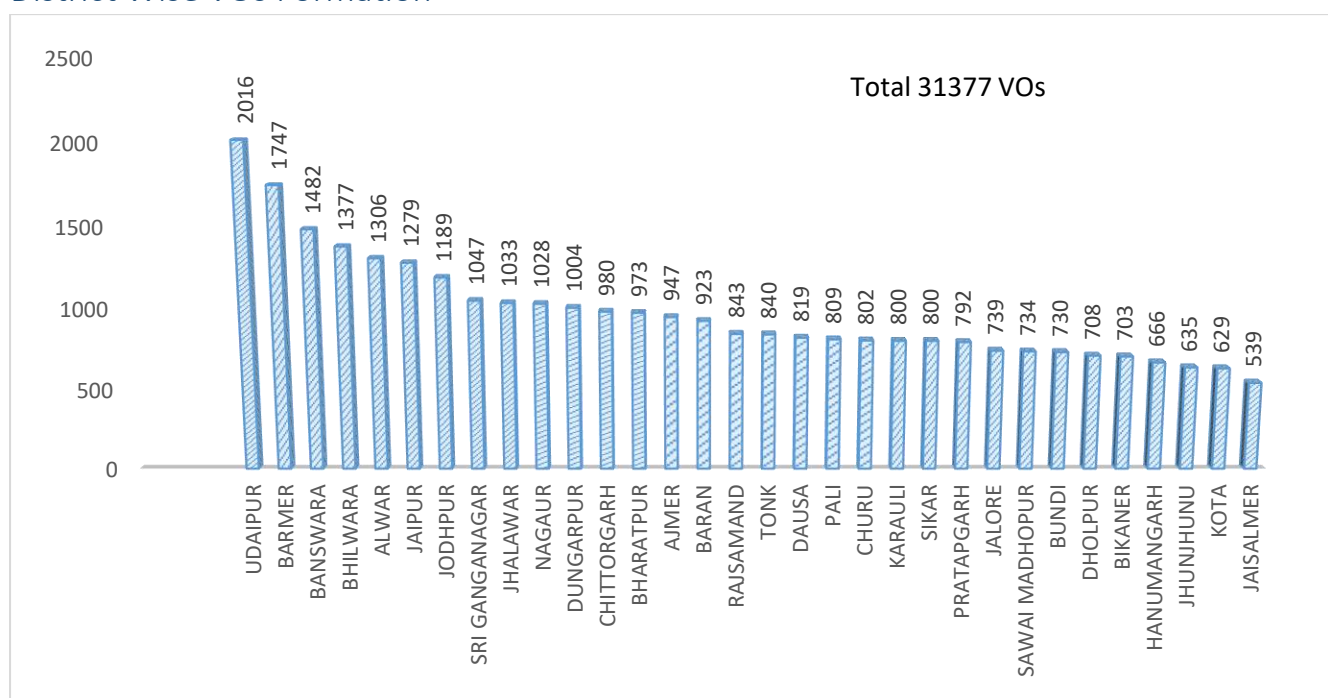
S. N	District	Defunct SHG	Defunct SHG (Having Saving Bank Account)	Dormant SHG	(Dormant SHG + Defunct SHG)	% Defunct SHG	% Dormant SHG
1	AJMER	930	482	808	1738	9%	8%
2	ALWAR	162	97	710	872	1%	5%
3	BANSWARA	1427	1088	506	1933	7%	2%
4	BARAN	309	149	255	564	3%	3%
5	BARMER	1477	864	1117	2594	8%	6%
6	BHARATPUR	360	104	1599	1959	3%	14%
7	BHILWARA	1658	1023	1794	3452	10%	11%
8	BIKANER	372	200	521	893	5%	7%
9	BUNDI	451	228	133	584	5%	2%
10	CHITTORGARH	386	221	607	993	4%	6%
11	CHURU	442	280	308	750	5%	3%
12	DAUSA	510	201	183	693	6%	2%
13	DHOLPUR	473	380	407	880	6%	5%
14	DUNGARPUR	710	496	1437	2147	5%	9%
15	HANUMANGARH	64	41	117	181	1%	1%
16	JAIPUR	627	338	78	705	4%	1%
17	JAISALMER	113	105	1246	1359	2%	22%
18	JALORE	566	471	816	1382	6%	8%
19	JHALAWAR	670	268	1322	1992	6%	12%
20	JHUNJHUNU	177	97	848	1025	3%	12%
21	JODHPUR	602	220	3500	4102	4%	24%
22	KARAULI	547	56	899	1446	5%	8%
23	KOTA	587	370	342	929	8%	5%
24	NAGAUR	754	284	1332	2086	6%	11%
25	PALI	637	529	861	1498	7%	9%
26	PRATAPGARH	452	149	171	623	5%	2%
27	RAJSAMAND	264	185	616	880	3%	7%
28	SAWAI MADHOPUR	479	226	222	701	5%	2%
29	SIKAR	254	133	1631	1885	3%	21%
30	SIROHI	563	100	1081	1644	9%	17%
31	SRI GANGANAGAR	639	191	338	977	6%	3%
32	TONK	527	215	799	1326	6%	9%
33	UDAIPUR	1156	468	1972	3128	5%	9%
	<b>Total</b>	<b>19345</b>	<b>10259</b>	<b>28576</b>	<b>47921</b>	<b>5%</b>	<b>8%</b>

\*This information has been prepared on the basis of Rajeevika MIS

## Village Organizations:

SHG's are empowered to form the village level federation of SHGs called Village Organization. In one village, women are mobilised in to more than one SHG with smaller and manageable size in each group however there has to be integration of village level SHGs which will become platform for women to organise and share their issues collectively as village. Moreover, the Community Investment Fund has to be received by VO for on lending to village SHGs. With existence of VO in village, Cluster Level Federations or RGAVP who provide the CIF need not to deal with large number of SHGs separately in each village. 31377 Village Organizations have been promoted till reporting period.

## District Wise VOs Formation



## District Wise VOA Status

SR.NO	District	Total VOA	Used VOA (Attached with VO)	Free VOA (Not attached with VO)
1	AJMER	477	330	147
2	ALWAR	351	206	145
3	BANSWARA	868	514	354
4	BARAN	1113	588	525
5	BARMER	418	224	194
6	BHARATPUR	249	184	65
7	BHILWARA	1156	719	437
8	BIKANER	493	345	148
9	BUNDI	632	326	306
10	CHITTORGARH	497	332	165
11	CHURU	674	355	319
12	DAUSA	612	224	388
13	DHOLPUR	644	357	287
14	DUNGARPUR	874	561	313
15	HANUMANGARH	219	67	152
16	JAIPUR	428	280	148
17	JAISALMER	43	10	33
18	JALORE	51	38	13
19	JHALAWAR	1140	716	424
20	JHUNJHUNU	325	202	123
21	JODHPUR	363	224	139
22	KARALI	651	485	166
23	KOTA	788	476	312
24	NAGOUR	370	165	205
25	PALI	458	311	147
26	PRATAPGARH	478	318	160
27	RAJSAMAND	842	499	343
28	SAWAI MADHOPUR	613	368	245
29	SIKAR	533	344	189
30	SIROHI	192	134	58
31	SRI GANGANAGAR	343	190	153
32	TONK	521	358	163
33	UDAIPUR	1218	796	422
	<b>Total</b>	<b>18634</b>	<b>11246</b>	<b>7388</b>

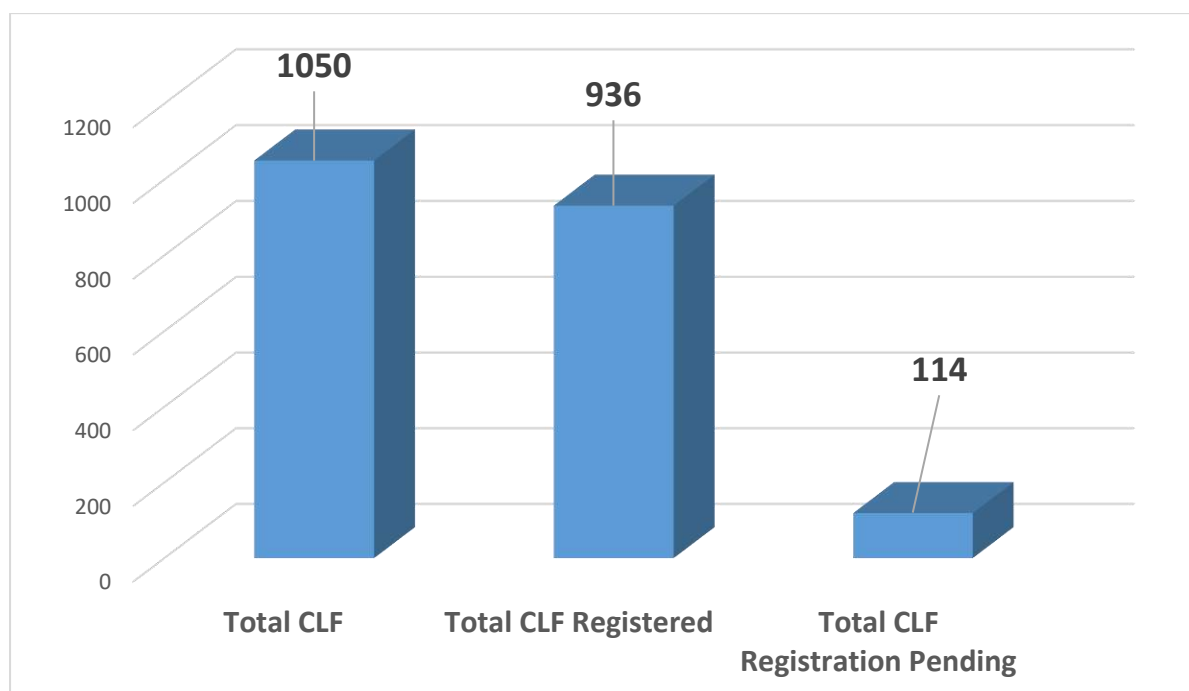
## Cluster Level Federations

CLF will be the prime Community Institution through which Community Investment Fund will be routed by the project to the community. Each CLF has been covering about 5000 women from 35-40 villages and operates like a Mini Bank with a corpus of about Rs 2.5 crores. It also provides a platform for representatives from VOs to resolve their issues regarding entitlements, convergence and effective implementation at grass root level.

Since inception, all the project activities like CIF disbursement, bank linkage, linkages with livelihoods & social activities, training & capacity building except formation of community institutions were carried out by the project staff.

After formation of CLFs, RGAVP entrusted CLFs to execute all cluster level activities under this project. Since the CLF Office Bearers (OBs) and Executive Committee (EC) members are from poor families and are mostly illiterate, they lacked required capacity to handle project activities through their institutions. Therefore, 6 months long training and capacity building plan was developed and executed for Office Bearers and EC members of CLF. To strengthen CLF and to support business planning YPs have been deployed as Cluster Program Managers in selected CLFs.

1050 Cluster Level Federations has been promoted and 936 registered under Co-operatives Act.



## District Wise Cluster Level Federations Registration Status

S.N.	District	Total CLF	Total CLF Registered	Total CLF Registration Pending
1	AJMER	34	34	0
2	ALWAR	42	37	5
3	BANSWARA	44	44	0
4	BARAN	27	27	0
5	BARMER	58	35	23
6	BHARATPUR	32	21	11
7	BHILWARA	46	45	1
8	BIKANER	26	20	6
9	BUNDI	19	19	0
10	CHITTORGARH	39	34	5
11	CHURU	26	26	0
12	DAUSA	21	20	1
13	DHOLPUR	16	16	0
14	DUNGARPUR	30	30	0
15	HANUMANGARH	20	20	0
16	JAIPUR	49	48	1
17	JAISALMER	24	9	15
18	JALORE	22	16	6
19	JHALAWAR	29	29	0
20	JHUNJHUNU	25	22	3
21	JODHPUR	56	55	1
22	KARAULI	24	24	0
23	KOTA	20	20	0
24	NAGAU	44	34	10
25	PALI	33	30	3
26	PRATAPGARH	23	23	0
27	RAJSAMAND	28	28	0
28	SAWAI MADHOPUR	23	22	1
29	SIKAR	34	32	2
30	SIROHI	17	17	0
31	SRI GANGANAGAR	29	9	20
32	TONK	24	24	0
33	UDAIPUR	66	66	0
<b>Grand Total</b>		<b>1050</b>	<b>936</b>	<b>114</b>



## District Wise Cluster Level Federations Repayment Rate Status (Rs in Lakhs)

S.N.	District	Repayment Rate Status (Rs in Lakhs)		
		Demand (Lac) Principal+ Interest	Collection (Lac) Principal+ Interest	%
1	AJMER	7752	4239	55%
2	ALWAR	7044	6025	86%
3	BANSWARA	21015	15117	72%
4	BARAN	22354	11609	52%
5	BARMER	17664	859	5%
6	BHARATPUR	3641	1538	42%
7	BHILWARA	36913	55719	151%
8	BIKANER	18548	2814	15%
9	BUNDI	42820	14135	33%
10	CHITTORGARH	21089	4991	24%
11	CHURU	34192	5633	16%
12	DAUSA	29062	11886	41%
13	DHOLPUR	4479	1664	37%
14	DUNGARPUR	25723	31751	123%
15	HANUMANGARH	2144	3385	158%
16	JAIPUR	1588	1594	100%
17	JAISALMER	2669	41	2%
18	JALORE	4043	364	9%
19	JHALAWAR	51422	23035	45%
20	JHUNJHUNU	3193	3047	95%
21	JODHPUR	11753	2070	18%
22	KARALI	9073	1619	18%
23	KOTA	28911	8361	29%
24	NAGPUR	3653	1103	30%
25	PALI	7819	2088	27%
26	PRATAPGARH	14830	5265	36%
27	RAJSAMAND	34145	20596	60%
28	SAWAI MADHOPUR	5499	1562	28%
29	SIKAR	15885	14485	91%
30	SIROHI	11886	1551	13%
31	SRI GANGANAGAR	1375	792	58%
32	TONK	36503	5612	15%
33	UDAIPUR	97769	8802	9%
	<b>Total</b>	<b>636456</b>	<b>273352</b>	<b>43%</b>

\*This information has been prepared on the basis Rajeevika MIS

National Rural Economic Transformation Project (NRETP) has started in RAJEEVIKA in April 2019 with the objective of establishing effective and efficient institutional platforms of the rural poor that enable them to increase household income through sustainable livelihood enhancement and improved access to financial and public services.

Under institution building, a promoted project was initiated with the promotion of 36 Model CLFs in 9 districts under NRETP, and 64 Model CLFs were promoted in 23 districts under NRLM in the last financial year (2023-24). RGAVP plans to identify another 100 CLFs to be promoted as Model CLFs under NRLM in the upcoming financial year (2024-25). In total, 107 new Model CLFs have been identified under NRLM for FY 2024-25. Therefore, a total of 207 Model CLFs (an average of 4 Model CLFs per district) will be promoted under both NRLM and NRETP, (164 NRLM and 36 NRETP). This will constitute about 20% of the total CLFs promoted under RGAVP.

All MCLFs are more than three years old and are registered in Rajasthan Cooperative Society Act, 2001. Each MCLF has its own office (mostly rented) and also has 7-8 staff (1 Manager, 1 Accountant, 3-4 Cluster Coordinators and 1 data entry sakhi) for overall management of CLF. Different cadres (Bank Mitra, Bank Sakhi, CRP, KS and PS) are also working with CLF which are providing their services as per requirement of CLFs. Out of 100 MCLF both for NRETP & NRLM, 100 CLFs are saturated more than 100 % as per SECC data. 91% of VOs has taken membership in CLF and also more than 90 % SHGs in VOs. Increase in number of memberships in CLF was the focus of this financial year. To maintain quality of SHG and VO grading process is conducted on regular basis (Quarterly once for each SHG/VO).

All Model CLFs are fulfilling legal compliances as per Rajasthan Cooperative Society Act. Statutory audit and Annual General Body Meeting of all CLF is completed and compliance reports submitted in concerned departments. 100% MCLFs are also processing income tax return file.

For the development of strong and robust institutions, key focus was given on building capacities of key players of the CLF i.e. office bearers/Executive Committee, CRP cadres and CLF staff. Intensive training has been organized on governance aspects, vision building and financial management.

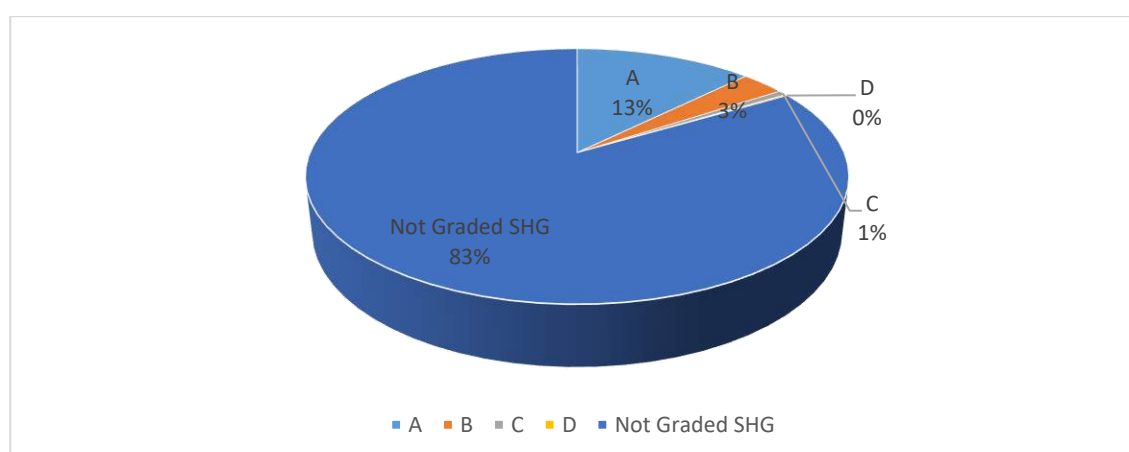
Major activities are done under MCLFs

- 110 MCLFs are provided training on SOP Governance.
- Training on Vision Building, AAP and BDP conducted in 145 MCLFs.
- EC members of 118 MCLFS are trained in Financial management aspects
- 309 Community Master Trainers are developed
- Statutory Audit completed in 100 Model CLF timely
- 100 MCLFs are trained on legal compliances aspects
- CAP Fund support provided to 1796 SHGs amounting to 538.8 Lakh
- 31 CMTC established in 25 district and Inauguration of CMTC organized.
- 31 CMTC has developed the Training Calendar and Business development plan for the FY 2024-25.
- Infrastructure fund support provided to 36 MCLFs amounting 90 Lakh.
- 1<sup>st</sup>, 2<sup>nd</sup> and 3<sup>rd</sup> Tranche of Viability Gap Fund (VGF) released to 36 MCLF.
- Amount of VGF provided to MCLFs Cumulative progress 511 Lakh.
- 1<sup>st</sup> Tranche of Viability Gap Fund (VGF) released to 15 MCLF under NRLM.
- Amount of VGF provided to MCLFs Cumulative progress 145 Lakh.

## Indicators wise status under Model CLF

Indicators	No. of MCLF	Grade
% Saturation of HHs	> 90% - 100 CLF, 80% to 90% - 0 and < 80%	A
% of SHGs taken membership in Vos	> 80 % - 86 CLF and 60% to 80% - 14 CLF	A
% of VOs taken membership in CLF	> 90% - 97 CLF, 80% to 90% - 3 CLF	A
Percentage of attendance in EC meeting in last 6 Month	> 90 % to 100% - 91 and 80% to 90% - 9 CLF	A
% On Time Repayment (OTR)	< 60% - 18 CLF, 60 % to 80% -36 CLF, > 80% - 56 CLF	B
Idle Funds ratio (in last 3 Month %)	0 to 5% - 88 CLF 5 to 10% - 9 CLF > 10% - 3 CLF	A
Leadership rotation (at least two officer bearer change in last 3 years)	Yes – 92 CLF No – 8 CLF	A
Audit Completed (Internal / External)	External Audit - Yes – 100 CLF No – 0 CLF Internal Audit – Yes – 100 CLF No – 0 CLF	A
	<b>Overall Ranking MCLF State level</b>	<b>A</b>

### SHG Grading Status



## District Wise Not Graded SHGs

S.no	District	Not Graded SHG
1	AJMER	7012
2	ALWAR	11197
3	BANSWARA	18044
4	BARAN	7395
5	BARMER	18079
6	BHARATPUR	8705
7	BHILWARA	10425
8	BIKANER	5254
9	BUNDI	4032
10	CHITTORGARH	5244
11	CHURU	7905
12	DAUSA	7604
13	DHOLPUR	6430
14	DUNGARPUR	13354
15	HANUMANGARH	7650
16	JAIPUR	14906
17	JAISALMER	5352
18	JALORE	9258
19	JHALAWAR	9218
20	JHUNJHUNU	6134
21	JODHPUR	13730
22	KARALI	6424
23	KOTA	3040
24	NAGAUR	9484
25	PALI	9338
26	PRATAPGARH	2967
27	RAJSAMAND	3494
28	SAWAI MADHOPUR	7547
29	SIKAR	5708
30	SIROHI	5218
31	SRI GANGANAGAR	3473
32	TONK	8141
33	UDAIPUR	21808
	<b>Total</b>	<b>283570</b>

## District Wise SHG Formation FY 2024-25

S.N	District Name	SHG Formation		
		Target	Ach. upto Nov 2024	%
1	Ajmer	265	282	106%
2	Alwar	1790	915	51%
3	Banswara	3800	1922	51%
4	Baran	62	94	152%
5	Barmer	5618	1172	21%
6	Bharatpur	1311	524	40%
7	Bhilwara	1134	763	67%
8	Bikaner	99	100	101%
9	Bundi	791	508	64%
10	Chittorgarh	39	97	249%
11	Churu	366	221	60%
12	Dausa	717	458	64%
13	Dholpur	1023	404	39%
14	Dungarpur	1780	1170	66%
15	Hanumangarh	212	185	87%
16	Jaipur	1790	823	46%
17	Jaisalmer	730	338	46%
18	Jalore	4000	515	13%
19	Jhalawar	137	140	102%
20	Jhunjhunu	115	135	117%
21	Jodhpur	1099	438	40%
22	Karauli	1600	533	33%
23	Kota	115	109	95%
24	Nagaur	3000	765	26%
25	Pali	998	344	34%
26	Pratapgarh	1700	679	40%
27	Rajsamand	60	92	153%
28	S.Madhapur	893	549	61%
29	Sikar	256	173	68%
30	Sirohi	1050	358	34%
31	Sri Ganganagar	2350	610	26%
32	Tonk	954	349	37%
33	Udaipur	146	290	199%
<b>Total</b>		<b>46012</b>	<b>16056</b>	<b>40%</b>

\*This information has been prepared on the basis Vertical

## Districts Wise SHG Account Opening Status

District	Total No of SHG	Total SHG Account Open	%
RAJSAMAND	8533	8302	97%
HANUMANGARH	7913	7572	96%
KOTA	7170	6835	95%
CHITTORGARH	9727	9270	95%
BARAN	9045	8511	94%
CHURU	9174	8629	94%
UDAIPUR	22821	21400	94%
ALWAR	13031	12161	93%
JHUNJHUNU	6801	6324	93%
JHALAWAR	10643	9812	92%
PALI	9769	8990	92%
SIKAR	7678	7007	91%
BIKANER	7242	6573	91%
JODHPUR	14783	13339	90%
AJMER	10182	9135	90%
DUNGARPUR	15188	13618	90%
JAIPUR	15455	13808	89%
BHILWARA	15927	14161	89%
BUNDI	8269	7246	88%
BANSWARA	21460	18689	87%
SAWAI MADHOPUR	9400	8181	87%
DAUSA	9233	7898	86%
DHOLPUR	7725	6561	85%
KARAULI	11605	9825	85%
TONK	8744	7400	85%
BHARATPUR	11374	9471	83%
PRATAPGARH	9438	7759	82%
NAGOUR	11922	9673	81%
SRI GANGANAGAR	10192	8150	80%
SIROHI	6462	4972	77%
BARMER	19040	14344	75%
JAISALMER	5664	4177	74%
JALORE	9833	6111	62%
<b>Total</b>	<b>361443</b>	<b>315904</b>	<b>87%</b>

## Districts Wise VO Account Opening Status

District	Total No of VO	Total VO Account Open	%
RAJSAMAND	843	837	99%
JAIPUR	1279	1265	99%
KOTA	629	620	99%
DUNGARPUR	1004	986	98%
JHALAWAR	1033	1013	98%
BANSWARA	1482	1452	98%
CHURU	802	783	98%
JHUNJHUNU	635	611	96%
BUNDI	730	702	96%
CHITTORGARH	980	940	96%
SAWAI MADHOPUR	734	704	96%
SIKAR	800	765	96%
UDAIPUR	2016	1925	95%
BHILWARA	1377	1313	95%
BARAN	923	877	95%
ALWAR	1306	1238	95%
NAGAUR	1028	966	94%
DAUSA	819	759	93%
PALI	809	747	92%
PRATAPGARH	792	730	92%
BIKANER	703	647	92%
JODHPUR	1189	1087	91%
TONK	840	766	91%
KARAULI	800	729	91%
AJMER	947	850	90%
BHARATPUR	973	872	90%
HANUMANGARH	666	592	89%
DHOLPUR	708	621	88%
SIROHI	458	375	82%
SRI GANGANAGAR	1047	850	81%
BARMER	1747	1294	74%
JALORE	739	547	74%
JAISALMER	539	363	67%
<b>Total</b>	<b>31377</b>	<b>28826</b>	<b>92%</b>

\*This information has been prepared on the basis RGAVP MIS

## Districts with CLF Account Opening Status

S.NO	District	Total CLF	Total CLF Account Open	%
1	AJMER	34	34	100%
2	ALWAR	42	42	100%
3	BANSWARA	44	44	100%
4	BARAN	27	27	100%
5	BARMER	58	58	100%
6	BHARATPUR	32	32	100%
7	BHILWARA	46	46	100%
8	BIKANER	26	26	100%
9	BUNDI	19	19	100%
10	CHITTORGARH	39	39	100%
11	CHURU	26	26	100%
12	DAUSA	21	21	100%
13	DHOLPUR	16	16	100%
14	HANUMANGARH	20	20	100%
15	JAIPUR	49	49	100%
16	JALORE	22	22	100%
17	JHALAWAR	29	29	100%
18	JHUNJHUNU	25	25	100%
19	KARALI	24	24	100%
20	KOTA	20	20	100%
21	NAGPUR	44	44	100%
22	PALI	33	33	100%
23	PRATAPGARH	23	23	100%
24	RAJSAMAND	28	28	100%
25	SAWAI MADHOPUR	23	23	100%
26	SIKAR	34	34	100%
27	SIROHI	17	17	100%
28	TONK	24	24	100%
29	UDAIPUR	66	66	100%
30	JODHPUR	56	54	96%
31	SRI GANGANAGAR	29	27	93%
32	JAISALMER	24	22	92%
33	DUNGARPUR	30	25	83%
<b>Total</b>		<b>1050</b>	<b>1039</b>	<b>99%</b>

\*This information has been prepared on the basis RGAVP MIS



## District Wise RF & CIF Release Vs Ach Target FY 2024-2025

S.N.	District Name	RF Target	Ach	%	CIF Target	Ach	%
1	AJMER	1348	324	24%	1000	165	17%
2	ALWAR	2801	466	17%	3000	304	10%
3	BANSWARA	3928	884	23%	1400	181	13%
4	BARAN	175	419	239%	230	219	95%
5	BARMER	5800	1959	34%	1200	510	43%
6	BHARATPUR	2484	876	35%	1400	390	28%
7	BHILWARA	855	533	62%	800	331	41%
8	BIKANER	1255	567	45%	1000	190	19%
9	BUNDI	1240	589	48%	400	160	40%
10	CHITTORGARH	522	878	168%	210	186	89%
11	CHURU	505	391	77%	100	42	42%
12	DAUSA	1211	457	38%	492	105	21%
13	DHOLPUR	1142	323	28%	450	169	38%
14	DUNGARPUR	1846	482	26%	1560	181	12%
15	HANUMANGARH	1352	882	65%	2000	209	10%
16	JAIPUR	3619	2060	57%	4000	763	19%
17	JAISALMER	3301	672	20%	2070	110	5%
18	JALORE	4990	1096	22%	2500	56	2%
19	JHALAWAR	451	241	53%	100	284	284%
20	JHUNJHUNU	443	449	101%	885	155	18%
21	JODHPUR	3750	1437	38%	3000	625	21%
22	KARALI	2196	982	45%	1000	242	24%
23	KOTA	134	132	99%	100	72	72%
24	NAGAU	4162	1418	34%	4400	566	13%
25	PALI	2089	745	36%	1600	159	10%
26	PRATAPGARH	1928	1209	63%	520	435	84%
27	RAJSAMAND	190	371	195%	232	342	147%
28	SAWAI MADHOPUR	2222	1419	64%	1500	367	24%
29	SIKAR	597	450	75%	778	266	34%
30	SIROHI	1588	404	25%	858	149	17%
31	SRI GANGANAGAR	2816	665	24%	500	275	55%
32	TONK	1585	467	29%	1600	142	9%
33	UDAIPUR	690	672	97%	2000	640	32%
<b>Grand Total</b>		<b>63215</b>	<b>24919</b>	<b>39%</b>	<b>42885</b>	<b>8990</b>	<b>21%</b>

\*This information has been prepared on the basis of Vertical

## 4. Social Inclusion

RGAVP has a clear mission to eradicate poverty strongly from rural areas having faith that the vulnerable community has enough power to become a change agent of positive development in terms of livelihood. The poverty alleviation can be done only by applying the best tool of mobilization within women belonging to the vulnerable communities. At Rajeevika, we ensure:

- No poor family should leave out from being mobilised in to SHG,
- Most vulnerable sections of the society are not only identified but mobilised and also get benefited under RGAVP through SHGs.
- Facilitation in providing necessary, need-based handholding to their institutions and build the capacity
- Ensure, CBOs formed, owned and managed by female members

Thus, putting vulnerable groups and communities at par with the mainstream, so that they are capable of having equal access to the opportunities, resources, services and institutions.

Under Social Inclusion, Social Development, Gender and FNHW vertical the following aspects are included.

### A. Social Inclusion:

- Inclusion of left out poor, SECC deprived, socially marginalized, People with Disabilities etc.
- Special approaches for Inclusion

### Inclusion of People with Disability

- Inclusion of persons with disabilities being taken up in in 4 blocks of two districts of Rajasthan namely Pratapgarh and Dungarpur targeting all PwD members in the intensive geographies

Below are the activities which are being undertaken:

- **Training and capacity building:** One day workshop of SPMU/DPMU/BPMU staff organised on Right to Persons with Disability 2016, disability inclusion and accessibility.
- **Sensitization of CBOs:** One-day sensitisation of all the CLF EC/SAC members of Pratapgarh, Dhariyawad, Dungarpur and Bichiwara block was conducted on social inclusion.
- **Development of special CRP(RRP):** 121 Rehabilitation Resource Persons (RRPs) were provided training on the rights and entitlements of persons with disabilities, social security schemes, 21 types of disability, Community Based Rehabilitation (CBR) and

Institution Based Rehabilitation (IBR), Role of RRP in the field and accessibility. The training enabled RRP to form and strengthen Disabled Peoples' Groups (DPGs) and facilitate access to social security schemes.

- **Capacity building of the RRP:** We have provided capacity-building training to the Rehabilitation Resource Persons (RRPs) on bookkeeping, SHG grading and Micro Credit Plan. The training empowered RRP to facilitate financial inclusion, development of the SHG grading, create a micro-credit plan, support them in taking livelihood training and link them with livelihoods for generating opportunities.
- **Formation of DPGs:** 433 DPGs have been formed with a membership base of 2378 PwD members by the end of Nov,,24.
- 3128 persons with disabilities received disability certificates.
- 919 persons with disabilities who are linked with DPGs in Dungarpur and Pratapgarh were provided livelihood training such as goat farming and vegetable gardening.
- Bank accounts of 238 DPGs have been opened
- 72 DPGs have been provided T1, 1 DPG has received a bank loan and 5 DPGs of the Dungarpur block have got approval for T2.
- 313 PwD members have received Scooty, 118 members have received tri-cycle, 6 members have received E-Rickshaw, 719 members received bus passes, 1693 members received health cards, and 119 received Rail Pass.\
- 64 persons with disabilities were trained on soft skills such as leadership skills, decision-making skills, self-awareness, communication, presentation skills etc. These persons with disabilities are practising these skills regularly to attend the interview when the job fair is being organized in the Pratapgarh district.
- 116 DPG members were provided training on micro-planning and business development to strategically plan to expand the enterprises, increase profits, and ensure sustainability.
- We have identified 5 Gram Panchayats of Dungarpur district to saturate them with social security and livelihoods. For this, we have trained the PRI Members of that particular Panchayat orienting them about social inclusion, particularly on disability inclusion leveraging their support in saturation.
- 7 PwDs of Pratapgarh district who attended soft skills have applied for the unemployment allowances.

1. Guidelines for formation of small SHGs prepared (less than 10 members minimum 5 members) and directions issued to concerned 6 districts (Bikaner, Jaisalmer, Jalore, Jodhpur, Sirohi, Barmer) to send detailed proposal to SPMU for approval on case to case basis.

### **Elderly Inclusion**

- Policy for inclusion of elderly has been approved by EC. Elderly SHGs shall be formed in these blocks namely Jhadol, Phalasiya, Sangod & Bakani.
- Training and orientation of CRP/ Mini CRP and AW on elderly inclusion have been done
- Facilitation for entitlements to elders through VOAs
- 330 elderly SHGs formed till date
- In FY 2024-25, the rollout of E-SHG is being carried out in 2 blocks each of Dungarpur and Pratapgarh. Elderly SHG training was provided by the Head of HelpAge India, Mr. Rajeshwar D. to the District Project team and RRP (Cadres) of Pratapgarh and Dungarpur districts.

### **Gender**

Key gender interventions:

- a. Currently Gender activities are being rolled out in 72 blocks of 33 Districts
- b. Integration of gender across all verticals
- c. State operational strategy has been revised
- d. Gender sensitisation for SPMU, DPMU and BPMU has been conducted
- e. 508 master trainers trained and deployed
- f. Gender training to community institutions SHG/VO/ CLFs and Social action committees of CLF and VO on their roles and responsibilities. 201 CLFs -staff, EC & SAC and VO Social Action Committee have been trained on Gender component. Social Action Committee work on agendas related to social issues, entitlement and access
- g. Gender session included in all types of training to Staff/ Cadres
- h. A month wise advisory (CALENDAR) on Gender based activities has been issued for CLFs/VOs to work on at least 2 gender issues mandatorily.
- i. VOA trained on gender component to roll out all gender related activities at SHG level

- j. Gender forum have been constituted at village level with representation of PRI members, health and ICDS departments to address all social issues. Around 6019 Gender forums have been constituted.
- k. Orientation on Prevention of Sexual harassment at work place of Rajeevika staff completed in 29 districts. ICC committee both at district and block level of these 29 districts and 305 blocks have also been trained
- l. Adolescent groups have been formed at village level and capacitated on Gender, Nutrition and MHM. At present 3377 adolescent groups have been formed who are performing activities as per their monthly activity calendar, record of which is ensured by the VOA.

## **B. Grievance Redressal**

### **a) Committee Against Sexual Harassment/ Training**

- Ensure implementation of the Act at RGAVP as per The Sexual Harassment of Women at Workplace (Prevention, Prohibition and Redressal) Act, 2013 aimed at “Zero Tolerance against Sexual Harassment at Workplace”.
- Formation of State level Complaint Committee and 33 Internal Complaint Committee in 33 districts
- Formation of ICC in all 352 blocks done in the FY 2022-23
- ICC members of 29 districts capacitated

### **b) Hello Rajeevika- Community grievance redressal mechanism**

- Hello Rajeevika, a phone-based community grievance redressal mechanism has been operational and is a readily available platform for registering complaints for community members. Hello Rajeevika is a two-way redressal mechanism, which registers grievance by receiving calls and forwarded to concern DPMU to address the issues and follows up on the same through random phone calling process.
- Round of meeting done with Vodafone to establish IVRS (Interactive Voice response system) a automatic system to regulate calls.
- Establishment of new Hello Rajeevika center in Jaipur DPMU

## **Food, Nutrition, Health and WASH**

All the four components of FNHW – Food, Nutrition, Health and WASH will be addressed through interventions using gender and empowerment lens. Gender will be a cross cutting focus across all the interventions and materials developed. The key strategy will be:

## **System strengthening –**

- Total 167 Master Trainer were trained at State level over flip book and CLF/VO orientation. This include 35 MTs from new 12 blocks which are trained in by Oct, 2024
- Total 172 CLF out of 173 oriented on FNHW concepts and have initiated FNHW activities.
- 172 CLF SAC and 4703 VO-SAC trained on FNHW activity.
- In 32804 SHGs, FNHW sessions were rolled out by the VOAs in 23 district.
- In 4641 VOs, ASHA and AWW were participated to share the department services and schemes with members.
- 19 SRT were identified for FNHW to support the FNHW activities across state
- Supporting to establish National level immersion site at Rajgarh block of Alwar
- Adoption of Social Behaviour Change Communication methods: 3884 VOAs/Sakhis trained on FNHW flip book who are further training SHG members on maternal health.
- Micro-planning tool kit were rolled out in 20 MCLF
- CLF and VOA were trained on mobile base application to map the beneficiaries' practices and behaviour around Health, Nutrition and WASH practices. Total 718 pregnant women, 1319 young child and 9302 adolescents were mapped
- 23 immersion site block were identified as per the NRLM guideline
- 125 no of VO/VO SAC's training has been done in all the districts in the month of October.
- Total no of 3884 VO refresher training of flipbook part 1 in the month of October.

## **Convergence**

- T Three Convergence meeting at state level were conducted till date with other line department. Dungarpur, Udaipur, Ajmer, Ganganagar, Tonk, Bhilwara, Dausa, Rajsamand conducted the district level convergence meeting.
- In month of July, Kota, Rajsamand and Dausa organised the district level convergence meeting.
- In Month of September Ajmer and Sri Ganganagar organised convergence meeting

- In the month of October, Sawai Madhopur district has organised the convergence meeting.

#### Quarterly event

##### Poshan Maah (24-25)

- In Seventh Poshan Maah in month of September 2024, Poshan Maah activities were rolled out across all 352 blocks of 33 districts where in 114547 community members, 2295 Malet, 13370 Adolescent and 5397 children participated in 18101 activities. The following activities were taken up at CLF and VO level:
- Special community meeting organised in 469 CLF and 8755 VOs. Rally were organised at 2680 VOs.
- Anemia testing were done with 28516 Women, 13370 adolescent girls in Poshan Maah.
- Special health camps were organised at CLF and VO level.

##### Stop Diarrhoea Campaign-(24-25)

- To initiate “Stop Diarrhoea Campaign” guideline and activity calendar were shared with districts.
- Till date 309 CLF organized the “Stop Diarrhoea Campaign” for awareness. Total 75327 member participated in the campaign in July 2024.
- In 4866 VOs ASHA/AWW participated in the campaign for more awareness.
- SHG members participated In 2776 AWCs for the AWC level events.
- In 25146 families provided the ORS packets for protect the Diarrhoea disease.
- 373 Village Organisation organized Awareness rallies during the campaign.
- 18487 plants were planted during the campaign.

##### Maternal Health campaign-(23-24)

- Quarterly event community organised on theme “Maternal health, Save environment and tobacco free Rajasthan at 132 CLF / 3884 VO level

##### Poshan Pakhwara (23-24)

- The Sixth Poshan Pakhwara is being celebrated from the 9th March to 23rd April 2024 across 127 blocks of 23 districts, 379 CLFs, 4594 VOs, and 22734 SHGs. The following activities were taken up at CLF and VO level

##### Poshan Maah-(23-24)

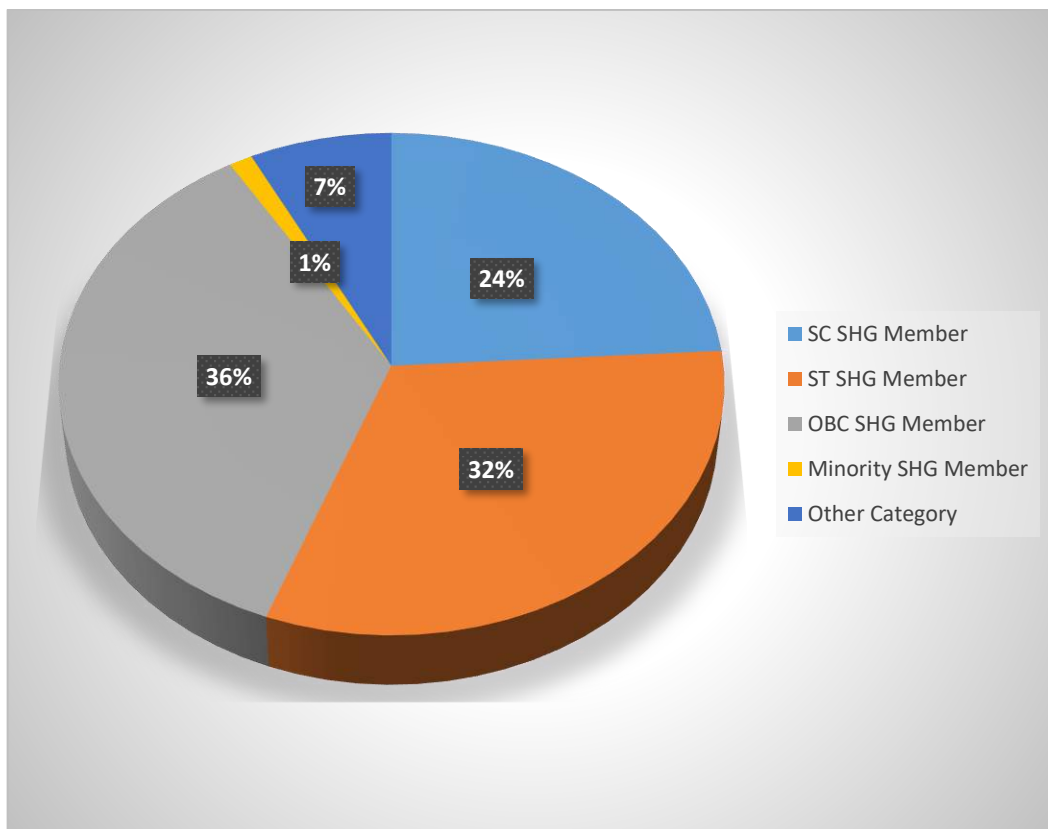
- Poshan Maah activities were rolled out across all 352 blocks of 33 districts wherein 265964 community members participated in 28179 activities. The following activities were taken up at CLF and VO level:

## National Conclave

- Participation in National-Level Workshop on FNHW held on the 10th and 11th of January 2024 in Lucknow

RGAVP, 48.09 lakh beneficiaries have been mobilized to form 4.03 Lakhs Self Help Groups.

The CRP follows Participatory Identification of Poor (PIP) while forming village level Self Help Groups. Most vulnerable and poorest of poor have been covered under the SHG fold. RGAVP has been focusing on saturation at village level and this will again ensure the coverage of poor in the SHG movement.





## District Wise SHGs Members

S.NO	District	HHs Covered by Rajeevika SHG	HHs Covered by NGOs/other Department	Total HHs Covered
1	AJMER	118847	21481	140328
2	ALWAR	146099	41891	187990
3	BANSWARA	258155	883	259038
4	BARAN	114715	7006	121721
5	BARMER	206709	4232	210941
6	BHARATPUR	126575	6040	132615
7	BHILWARA	211092	2450	213542
8	BIKANER	85232	37311	122543
9	BUNDI	103914	11151	115065
10	CHITTORGARH	126066	16606	142672
11	CHURU	108071	3081	111152
12	DAUSA	109785	21480	131265
13	DHOLPUR	87824	899	88723
14	DUNGARPUR	190618	31722	222340
15	HANUMANGARH	95486	26129	121615
16	JAIPUR	172424	7808	180232
17	JAISALMER	57548	0	57548
18	JALORE	97087	7946	105033
19	JHALAWAR	129339	42410	171749
20	JHUNJHUNU	74390	2748	77138
21	JODHPUR	162760	21764	184524
22	KARALI	132134	636	132770
23	KOTA	90598	1556	92154
24	NAGOUR	129487	39215	168702
25	PALI	113362	50615	163977
26	PRATAPGARH	110022	2513	112535
27	RAJSAMAND	116456	11862	128318
28	SAWAI MADHOPUR	116393	1292	117685
29	SIKAR	87504	9054	96558
30	SIROHI	78667	6739	85406
31	SRI GANGANAGAR	114868	1247	116115
32	TONK	104774	10675	115449
33	UDAIPUR	350149	32238	382387
	<b>Total</b>	<b>4327150</b>	<b>482680</b>	<b>4809830</b>

## 5. Community Cadre Status

Community Cadre	Total Numbers
Active Women	11222
VOA	16424
CLF Accountant	474
SHG RCRP	3880
VO CRP	753
CLF CRP	30
Data Entry Sakhi	1023
Bank Sakhi	1709
Krishi Sakhi	24453
Pashu Sakhi	24904
Bank Correspondence	5979
Digi Pay Sakhi	6044
MCLP CRP	723
BDSP	330
CRP EP(SVEP)	72
CBM	20
CC	1293
CLF Manager	395
Udhyam Sakhi	2200
Vandhan Sakhi	561

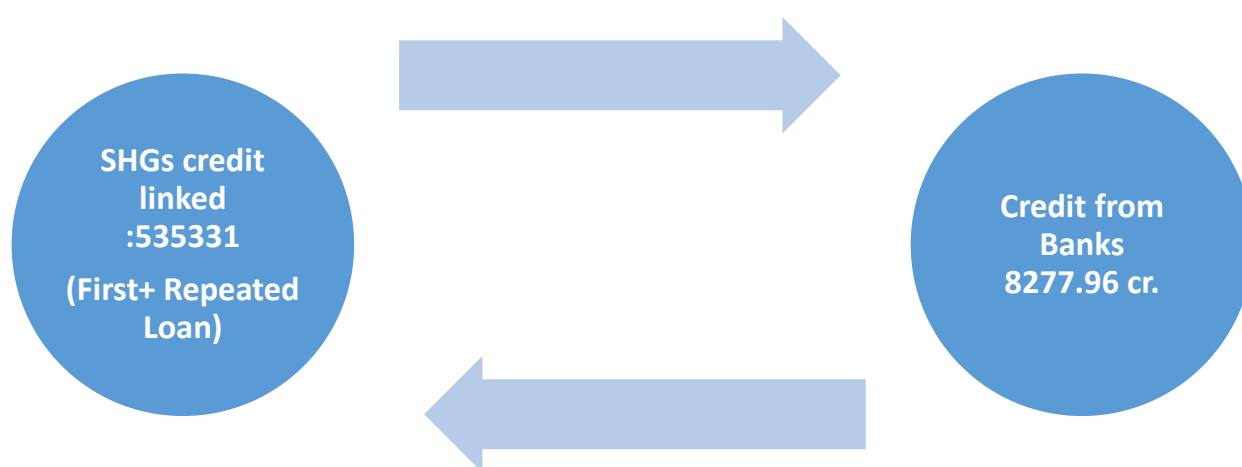
\*This information has been prepared on the basis of Rajeevika MIS & Vertical

## 6. Financial Inclusion

The main objective of the RGAVP and all different project activities is to mobilise poor and their capital formation at household and group level. Access to financial services plays a crucial role in poverty alleviation and inclusive growth.

The SHGs who are regular in following Panchasutra and following good management & financial norm are being supported further with provision of Revolving Fund and Community Investment Fund (CIF) through Micro Credit Plan (MCP) mode for extending opportunities for livelihoods and various other needs.

This enables SHGs to access loans and undertake Income generation activities individually as per the Micro Credit Plan and increases incomes. Proper use of RF & CIF inculcates financial discipline among SHG members and helps them in accessing bank loan.



### Credit Linkages

SHG Bank Linkages is one of the important prerequisites for poverty alleviation which not only ensures credit to poor on fair terms but also helps them invest in building sustainable livelihoods. Since last 3 years, intensive engagement with banks at all level i.e., policy and execution level have been carried out by RGAVP to facilitate SHG-Bank linkages and win the confidence of bankers. Quality SHGs for credit linkages, appointing Bank Sakhi, Zero NPA policy, on-field orientation of Sr. bankers (Zonal/regional heads, Chairman RRBs), support in repayment etc. are some of initiatives taken by RGAVP to streamline SHG-credit linkages in the state.

To facilitate credit linkages 1709 bank Sakhis have been presently working d in those branches where more than 50 SHGs having their saving accounts. Upto November 2024, 535331 (First + Repeated) SHGs credit linked to the tune of about 8277.96 crores

## District Wise SHGs Credit Linkage & Amount Target Vs Ach. FY 2024-2025

S.N.	District Name	Bank Loan	Amount (Rs. In Lakhs)	As Per RGAVP MIS		As Per NRLM MIS	
				Upto Nov 24	Amount (Rs. In Lakhs)	Upto Nov 24	Amount (Rs. In Lakhs)
1	AJMER	5638	13964	2245	7708.65	2,157	4,328.85
2	ALWAR	6493	14017	3632	8067.51	2,532	6,431.76
3	BANSWARA	9598	19224	1546	3210.16	3,356	3,802.52
4	BARAN	3878	8988	1714	3657.76	2,697	3,477.14
5	BARMER	2807	5072	175	621.65	158	167.1
6	BHARATPUR	6932	14213	226	1363.98	1,135	1,841.22
7	BHILWARA	6273	14822	1257	3111.09	3,261	5,101.70
8	BIKANER	2837	5740	538	1673.37	588	1,086.91
9	BUNDI	4186	9432	964	3008.51	1,869	2,148.21
10	CHITTORGARH	5363	12856	1761	3715.18	1,676	2,009.21
11	CHURU	4677	10843	1132	3215.61	907	1,865.56
12	DAUSA	4325	8975	1160	2947.46	1,091	2,343.69
13	DHOLPUR	3250	6248	846	2303.76	866	1,388.53
14	DUNGARPUR	6401	14402	1476	4136.75	4,166	4,178.07
15	HANUMANGARH	4592	9770	2332	6858.94	358	604.77
16	JAIPUR	6891	14896	3939	7124.07	865	2,314.44
17	JAISALMER	476	807	133	177.73	65	90.12
18	JALORE	868	1611	16	374.25	38	83.68
19	JHALAWAR	5019	10480	542	2596.42	1,331	2,163.31
20	JHUNJHUNU	4648	11133	2091	5305.87	1,317	2,347.28
21	JODHPUR	6901	13130	1371	3091.95	653	1,064.48
22	KARALI	5272	10400	1050	2336.13	1,169	1,513.25
23	KOTA	3527	10310	1130	4870.26	2,548	3,694.11
24	NAGAU	5929	12679	1283	3078.87	920	1,556.58
25	PALI	4263	8474	1102	2914.05	419	877.4
26	PRATAPGARH	4206	9397	823	3036.34	2,154	2,464.33
27	RAJSAMAND	5638	14741	2176	5842.85	938	1,736.74
28	SAWAI MADHOPUR	4889	9208	1155	2305.08	724	876.21
29	SIKAR	3864	9104	603	1825.89	1,259	1,910.34
30	SIROHI	3304	6814	698	1989.11	176	226.63
31	SRI GANGANAGAR	4869	9981	890	2177.47	312	575.27
32	TONK	4957	10829	1013	2622.59	907	1,189.92
33	UDAIPUR	11655	25553	907	33416.63	3,727	5,515.90
<b>Total</b>		<b>164426</b>	<b>358113</b>	<b>41926</b>	<b>79363.35</b>	<b>46,339</b>	<b>70,975</b>

\*This information has been prepared on the basis of NRLM MIS

## District Wise NPA Status

NATIONAL RURAL LIVELIHOODS MISSION BANK LINKAGE							
R2.2 Geographic Wise Loan Delinquency Report 02-12-2024 Amount in Lakhs							
S.No	District	Outstanding		NPA		% of NPA	
		No of Account	Amount	No of Account	NPA Amount	No of Account	NPA Amount
1	2	3	4	5	6	7	8
1	Ajmer	3,898	6,895.18	87	113.97	2.23	1.65
2	Alwar	4,305	8,244.18	83	107.01	1.93	1.3
3	Banswara	5,584	9,546.18	258	191.51	4.62	2.01
4	Baran	4,152	6,821.13	258	179.65	6.21	2.63
5	Barmer	502	338.81	30	13.29	5.98	3.92
6	Bharatpur	2,065	2,335.40	127	104.11	6.15	4.46
7	Bhilwara	5,437	8,828.62	91	84.69	1.67	0.96
8	Bikaner	1,962	2,628.81	174	181.25	8.87	6.89
9	Bundi	2,746	3,696.20	72	50.73	2.62	1.37
10	CHITTORGARH	3,119	3,871.54	84	50.42	2.69	1.3
11	Churu	2,507	3,323.66	50	36.69	1.99	1.1
12	Dausa	2,212	2,810.40	75	60.19	3.39	2.14
13	DHOLPUR	1,724	2,031.77	190	119.01	11.02	5.86
14	Dungarpur	6,651	12,950.57	85	105.47	1.28	0.81
15	Hanumangarh	1,013	1,125.45	51	41.43	5.03	3.68
16	Jaipur	2,277	3,312.80	52	20.53	2.28	0.62
17	Jaisalmer	154	129.11	25	12.15	16.23	9.41
18	Jalor	157	139.51	25	10.04	15.92	7.2
19	Jhalawar	2,573	3,428.73	156	69.49	6.06	2.03
20	JHUNJHUNU	2,255	3,161.56	15	9.97	0.67	0.32
21	Jodhpur	1,612	1,999.96	75	66.86	4.65	3.34
22	Karauli	1,922	2,431.94	102	85.86	5.31	3.53
23	Kota	3,489	6,428.39	70	38.13	2.01	0.59
24	Nagaur	2,239	3,152.24	69	54.58	3.08	1.73
25	Pali	894	1,320.22	30	14.4	3.36	1.09
26	Pratapgarh	3,183	5,073.67	128	76.31	4.02	1.5
27	Rajsamand	2,458	3,396.29	96	68.86	3.91	2.03
28	Sawai Madhopur	1,111	1,441.71	73	60.63	6.57	4.21
29	Sikar	2,137	2,661.59	75	27.51	3.51	1.03
30	Sirohi	654	642.59	40	16.51	6.12	2.57
31	SRI GANGANAGAR	1,313	1,315.33	72	49.44	5.48	3.76
32	Tonk	1,495	2,229.14	121	147.62	8.09	6.62
33	Udaipur	7,221	11,915.68	595	378.51	8.24	3.18
34	Unmatched SHGs	133	138.98	28	21.33	21.05	15.35
	<b>Total</b>	<b>85,154</b>	<b>1,29,767.34</b>	<b>3,562</b>	<b>2,668.15</b>	<b>4.18</b>	<b>2.06</b>

\*This information has been prepared on the basis of NRLM MIS

## 7. Digital financial inclusion initiatives

The major key activities under Digital Finance initiatives in Rajeevika as per the following:

### **Development of Business Correspondent (BC) Channel Eco-system –Alternative Banking Channel:**

The project aims at leveraging banking services to rural households at door steps by appointing SHG members as BC agents through Banks.

- Identification, Training and Deployment of SHG members as Business Correspondent/ Digi pay Sakhi
- Training & IIBF Certification of Identification of Identified SHG Women at RSETIs under "Mission One GP - One BC" Program
- Dual Authentication of CBOs
- Handholding and Support system to Deployed BC Sakhi/ Digi pay Sakhi for up scaling of Livelihood as self-sustainable regular Income Model
- Tracking of Business Volume of BCs

### **Social Security of SHG Members - Insurance & Pension**

- Campaigning/Convergence for Social Security Schemes (Life & Accidental Insurance, Health Insurance and Pension Schemes)
- Identification, Training, Deployment of Bima Sakhi for Insurance & Pension Coverage as well as Claim Settlement
- Insurance Coverage of SHG Members under PMJJBY/any other Life Insurance Scheme
- Insurance Coverage of SHG Members under PMSBY/any other Accidental Insurance Scheme
- Pension Coverage of SHG Members under APY/any other pension scheme

### **Financial Literacy of SHGs**

- Coordination between FLCC and FLCRPs for Financial Literacy
- Identification, Training of Master Trainers -Financial Literacy
- Identification, Training and Deployment of Financial Literacy Community Resource Person's (FLCRPs) for training of SHGs on Financial Literacy
- Distribution of Tool-kit to trained FLCRPs
- Training of SHGs on Financial Literacy by FLCRPs

## Digital Finance Progress

S.No.	Particulars	Progress upto November 2024
1	Number of SHG members deployed as BC Agents	5979
2	Number of SHG members deployed as Digi pay	6044
3	Training and IIBF Certification under Mission One GP - One BC of SHG members	9362
4	No. of SHG members covered under life insurance (PMJJBY/other) – (During the FY- 2024-25)	2906581
5	No. of SHG members covered under accidental insurance (PMSBY/other) – (During the FY 2024-25)	3604671
6	No. of SHG members subscribed to Pension products (APY/Other pension product-)	189224
7	No. of FLCPRs trained	2460
8	No. of SHGs trained on Financial Literacy	323406
9	Total No. of Transactions during the FY 2024-25	14.56 lakhs
10	Total Amount of Business Transaction in FY 2024-25	412.17 Crore

District Wise BC Development and Digi pay Sakhi Target FY 2024-25

S.No	District	Business Correspondent (BC) Deployment		Digi pay Sakhi	
		Target	Achievement Upto Nov. 2024	Target	Achievement upto Nov.2024
1	Ajmer	70	18	13	3
2	Alwar	150	20	80	0
3	Banswara	81	26	16	0
4	Baran	15	5	0	4
5	Barmer	200	7	180	0
6	Bharatpur	200	0	95	2
7	Bhilwara	90	34	14	0
8	Bikaner	80	28	74	0
9	Bundi	40	30	0	0
10	Chittorgarh	70	44	47	3
11	Churu	113	13	20	7
12	Dausa	60	25	20	0
13	Dholpur	45	46	44	0
14	Dungarpur	105	0	12	0
15	Hanumangarh	50	13	0	2
16	Jaipur	100	15	61	0
17	Jaisalmer	40	0	78	0
18	Jalore	60	0	151	0
19	Jhalawar	57	27	15	2
20	Jhunjhunu	70	17	24	0
21	Jodhpur	120	17	126	3
22	Karauli	50	57	31	0
23	Kota	0	0	14	0
24	Nagaur	80	31	98	2
25	Pali	70	12	120	0
26	Pratapgarh	40	0	0	0
27	Rajsamand	60	14	24	2
28	Sawai-Madhopur	50	17	52	0
29	Sikar	70	2	84	0
30	Sirohi	40	25	22	1
31	Sri Ganganagar	70	35	20	6
32	Tonk	98	23	49	0
33	Udaipur	178	0	46	1
<b>Total</b>		<b>2622</b>	<b>601</b>	<b>1630</b>	<b>38</b>



## 8. Livelihood Development

RGAVP has prepared livelihood strategy plan to cover maximum no of SHG member households by integrating farm, off farm and non-farm-based livelihood development activities across the State.

RGAVP has planned to take up the following livelihood development in an integrated way for members of SHGs, the rural poor women.

Name of Project	District coverage	Block coverage	Household coverage
Cluster Approach	14	34	97613
MKSP-AAP 1	13	18	119100
SRLM-AAP	33	352	1861937
NRETP-AAP	6	24	78458
Agri Value Chain-Soybean & Coriander	2	8	11,500
Dairy Value Chain	3	12	30,000
Total Household Covered			2198608

District Wise Household Covered FY 2024-25

District Wise Target Vs Achievement FY 2024-25							
S.No	District Name	Household Mobilization		Krishi Sakhi		Pashu Sakhi	
		Target	Achievement	Target	Achievement	Target	achievement
1	Ajmer	20000	16650	270	241	270	197
2	Alwar	30000	19610	475	364	475	238
3	Banswara	20000	18434	190	193	190	187
4	Baran	12000	12000	205	205	205	203
5	Barmer	45000	40100	805	710	805	460
6	Bharatpur	24000	17850	320	165	320	197
7	Bhilwara	30000	27492	350	314	350	276
8	Bikaner	14000	13380	170	116	170	147
9	Bundi	15000	15000	160	160	160	188
10	Chittorgarh	25000	22357	370	370	370	218
11	Churu	12000	12765	185	170	185	159
12	Dausa	15000	13000	125	116	125	92
13	Dholpur	15000	15000	185	189	185	131
14	Dungarpur	12000	12000	100	105	100	114
15	Hanumangarh	18000	16500	250	120	250	126
16	Jaipur	35000	30615	510	484	510	301
17	Jaisalmer	10000	10500	150	151	150	84
18	Jalore	12000	11758	140	121	140	146
19	Jhalawar	15000	14300	200	188	200	134
20	Jhunjhnu	12000	12000	135	137	135	162
21	Jodhpur	25000	23250	330	267	330	200
22	Karauli	12000	12000	35	35	35	35
23	Kota	11000	11015	140	142	140	135
24	Nagaur	25000	23050	400	390	400	235
25	Pali	15000	14300	145	116	145	122
26	Pratapgarh	12000	10950	170	125	170	39
27	Rajsamand	10000	11753	190	153	190	199
28	Sawai Madhopur	12000	12000	130	122	130	124
29	Sikar	15000	14600	210	170	210	181
30	Sirohi	7000	7000	40	40	40	35
31	Sri. Ganganagar	25000	24500	380	356	380	384
32	Tonk	10000	12130	200	149	200	156
33	Udaipur	30000	27200	335	267	335	233
Total		<b>600000</b>	<b>555059</b>	<b>8000</b>	<b>6951</b>	<b>8000</b>	<b>5838</b>

\*Source Vertical

## SRLM AAP (Livestock & Agriculture)

NRLM farm livelihood activities are being implemented from 2018-19 in,270 Blocks of across State. Under NRLM-AAP, 24904 Pashu Sakhi/500Udhyum Sakhi and 24453 Krishi Sakhi/ 500 Udhyum Sakhi Agriculture have been deployed in the field after 4 days of orientation & training. Till now 18.61 Lakhs households have been covered in Livelihood Pathshala under NRLM-AAP.

## NRLM Producer Group (Livestock & Agriculture)

Producer Groups (PG) Under NRLM is implemented in 57 blocks of 21 districts since FY 2021-22 for Marketing and Forward Linkage of Livestock Commodities (Buck, Goat, Poultry and Milk) and Agriculture Commodities (Soybean, Coriander, Mung, Moth, Chana, Maize, Wheat, etc.). Total 1100 PG (500-livestock & 500-Agriculture) have been formed so with the Total Transaction of Rs. 23.84 Cr. (17.28 Cr. – Livestock & 6.56 Cr.- Agriculture).

FY 2024-25 – Total Turnover/transaction of the Producer Groups is 13 Cr. 30 Lakh (8 Cr.53 Lakh – Livestock & 4 Cr. 77 Lakh. - Agriculture).

## Kitchen Garden/Nutrition Garden

Kitchen garden is one of the best sources for all seasonal vegetables and fruits with minimum cost. It needs only little care to maintain. Kitchen Garden is being promoted by Rajeevika at SHGs families through different livelihood projects (MKSP, SRLM-AAP). All SHG members are motivated and aware to develop Kitchen Gardens at their home. During training Krishi Sakhi and Pashu Sakhis are trained about importance of Kitchen Gardens. Kitchen Garden is helpful in nutrition improvement and cost saving of vegetables and fruits to families. Seeds of seasonal vegetables along with Creeper vegetables are provided to SHG Members. In FY 2024-25 total 181822 HHs have been covered under Kitchen Garden in Kharif Season. Total Kitchen Garden are promoted till date 775950 HHs.

## RWSLIP

The project Rajasthan Water Sector Livelihood Improvement Project is being implemented by Rajeevika in 44 blocks of 21 districts for Nutrition Garden and Vegetable Cultivation Activities with Rajeevika SHG Members. The period of RWSLIP project has been supported for 3 years.

Sr. No	Indicators	Target FY 2024-25	Achiev. up to September.2024	Cumulative Progress
1	District	20	20	21
2	Block	34	34	44
3	Villages	185	185	266
4	Refresher Training of Krishi Sakhi	185	130	260
5	Refresher Training of Krishi Sakhi	24	18	32
6	Agri Nutri Garden	3515	3515	5035
7	Basic Vegetable Cultivation	185	106	167

### Van Dhan Yojana: -

- Van Dhan Yojana is being formulated by National Nodal agency TRIFED, State Nodal agency TADA and Implemented agency RAJAS SANGH.
- A total of 466 Van Dhan Vikas Kendra (VDVK) in 8 District named Banswara, Baran, Dungarpur, Jhalawar, Sirohi, Pratapgarh, Kota and Udaipur covering 1,40,582 SHGs HHs covered under Van Dhan Yojana.
- An Agreement has been signed between Rajeevika and Rajas Sangh on 29th March 2023 for the Implementation of project activities.
- Van Dhan Manager 58 trained and deployed & Van Dhan Sakhi 461 trained and deployed.
- Till date total of 466 Van dhan vikas kendras have been given training and tool kit procurement funds by Rajas Sangh Rs. 33.34 Cr. Including mentoring charges of Rs. 3.7 Cr. To RajeevikFormation and Promotion of Farmer Producer Organisations (FPO)

### FPO Progress

Ministry of Agriculture & Farmer Welfare, Gol has sanctioned the formation of 25 FPO in 25 blocks of 8 districts with 100% CSS support and till August 2022 total of 24 FPO has been registered. RGAVP has been selected as a Cluster-Based Business Organisation (CBBO) for this purpose. The formation and incubation cost of CBBO, limited to a maximum of Rs. 25 Lakh per FPO of support or actual, which is lesser, is to be provided for 5 years from the year of formation. It includes cost towards baseline survey, mobilization of farmers, organizing awareness programs and conducting exposure visits, professional handholding, etc

Sr. No	Indicators	65 FPO Allotted till FY 2023-24	
		Target	Achievement
1	Management Cost fund demanded	65	65
2	Management Cost received of CBBO & FPO	65	65
3	Hiring of CEO & Accountant for FPOs	65-65	58 CEO 45 Acct.
4	Share Collection (750 per FPO)	48750	39354
5	Equity Grant Application Submitted to IA	65	37
6	Equity Grant received from IA	65	33
7	BoD Orientation training (5 BoD each FPO)	65	65
8	FPO Business Turnover (FY 2024-25) @Rs. In Lakhs	4900	1024

### Farm Livelihood Under NRETP

Rajasthan SRLM has implemented, the NRETP Project in 36 blocks of 9 districts (Banswara, Baran, Churu, Dungarpur, Jhalawar, Kota, Tonk, Rajsamand and Udaipur) since financial year 2019-2020 through formation of Farmer Producer Group (PG) and Producer Enterprise (PE) for Marketing and Forward Linkage of Livestock Commodities (Buck, Goat, Poultry and Milk) and Agriculture Commodities (Soybean, Coriander, Mung, Moth, Chana, Maize, Wheat, etc.).

Total of 1200 (600 Livestock and 600 Agriculture) Farmer Producer Groups (PGs) are formed under NRETP with total transaction of Rs. 28.79 Cr.

### Value Chain Development Project

#### *Dairy Value Chain Programme: -*

Dairy Value Chain Program is being implemented in 6 districts (Kota, Baran, Bundi, Karauli, Sawai madhopur and Jhalawar). Under this Program 29,000 households of Kota, Baran, Bundi and Jhalawar Districts will be covered in three years and 40,000 Households will be covered in five years of period. The total project cost is Rs 41.89 Crores. NDDDB Dairy Services- NDS is working as a Technical Support Agency (TSA).

- MoU was signed with NDDDB Dairy Services (NDS) for implementation of Dairy Value Chain Development on 30thJan, 2020.
- Ujalaa MPC has set up 805 Milk Pooling Points (MPP).
- The Company has enrolled 30,033 members.
- 3 MCC and 4 BMC started till date.
- 74000 Ltr. Average milk per day is being procured by the Company
- 82 Staffs have been recruited by Ujalaa Milk Producer Company Ltd.
- Total turnover of PE till date Rs. 250 Cr.

#### Agri Value Chain Programme: -

- Agri Value Chain Development Project for Soybean and Coriander is being implemented in 433 villages of 8 blocks in 2 districts - Kota and Baran under NRETP for 18,346 SHG Households.
- Producer Company has been registered with the Name 'Hadoti Mahila Kisan Producer Company Limited' on 12th Sept 2020.
- Till now 13500 household women as a shareholder in the Producer Company.
- The Hadoti MKPC has established 76 D3C (Digital Commodity Collection Centers) in the field.
- Total turnover of PE in the till FY 2022-23- Rs. 31.54

#### Organic Farming

Interventions under agro-ecological practices are being extended to promote organic farming and certification with the members of SHGs. The Organic Certification of farmer's produce will be done through the Participatory Guarantee System (PGS) of Government of India, PGS certification will be done with the support of ROCA from FY 2022-23.

Sr. No	Indicators	Progress as on March 2024	Target FY 2024-25	Achi. up to Aug. 24
1	District	9	10	10
2	Block	26	10	10
3	Villages	428	100	100
4	Households	17073	3000	3001
5	LG Formation	1100	200	200
6	LG registration on PGS portal	1100	200	200
7	Area under certification (Ha)	7855	600	601
8	No. of LG Peer Appraisal	1100	200	200
9	PGS Certificates	1087	200	0

## Lakhpati Didi

Embracing The Whole of Government approach, DAY- NRLM has launched the Mission Lakhpati Didi Initiative. With a vision to engage Each SHG household in multiple livelihood activities with value chain interventions, ensuring a sustainable income of INR 1 Lakh or more yearly.

The target is to make 11.27 lakh women of Rajasthan state Lakhpati Didi in 3 years in a phased manner. In this regard we have Identified 13.82 lakhs potential households against the given target from following livelihood-based activities:

Farm based livelihoods (Livestock and Non-Farm): 8.12 lakhs HHs

Non-Farm: 50 thousand HHs

Van-Dhan Vikas Yojna: 1.30 lakhs HHs

Producer Groups (PGs): 1 lakhs HHs

Producer Enterprises: 35 thousand HHs

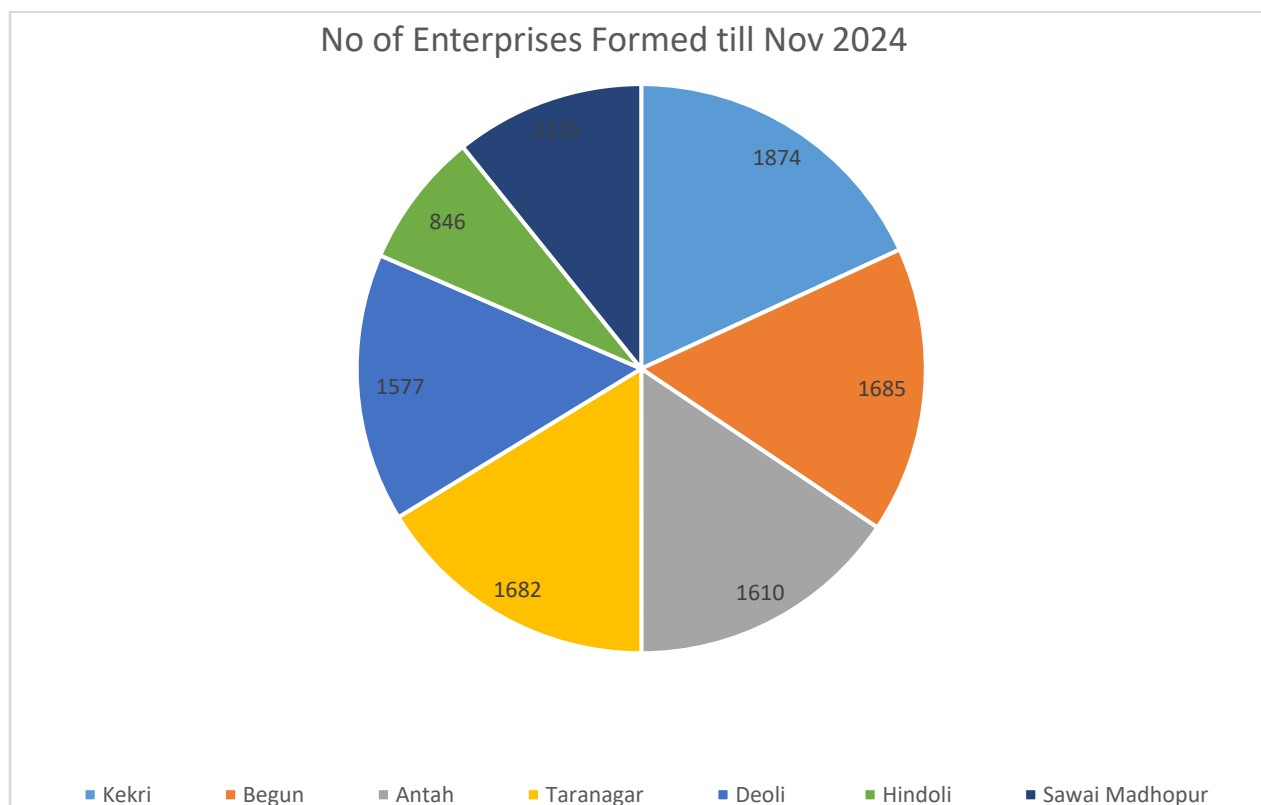
Category	Target	Identified	Trained
Master Trainer	180	528	528
Livelihood CRPs	13,525	15000	14411
Potential Lakhpati Didis Identified (Lakhs)	11.27	15.00	14.04

## 9. Nonfarm Livelihoods

### Start-up Village Entrepreneurship Program

The Start-up Village Entrepreneurship Program (SVEP) is the sub-scheme under the National Rural Livelihoods Mission initiated by the Ministry of Rural Development with the objective of addressing the issue of poverty and unemployment by encouraging entrepreneurship initiatives among the rural youth in the country. SVEP aims to establish systems that work on knowledge dissemination, advisory and financial support to the entrepreneurs that can lead to the identification and assisting of rural start-up entrepreneurs and provide handholding support to set up the right enterprise and sustain the same in the long run.

SVEP Progress (Enterprises)	Cumulative target till March 2024	Achievement till Nov 2024	Cumulative % achievement
		14246	10931





## Major Enterprises

Business Category	No. of enterprises
Kirana Shop	5236
Ladies Store	1374
Tailoring	945
Flour Mill	759
Readymade Shop	736
Salon and Beauty Parlour	382
Vegetable Trading	259
Furniture Shop	177
Others	1063
Total	10931

### One Stop Facility -NRLM

OSF is envisaged as a business facilitation-cum-incubation centres at the sub-district level of block to provide business development services to existing micro-enterprises on a growth tracker as well as new enterprises that have the potential to grow.

- OSF-NRLM is going on in 18 blocks of Rajasthan.
- Training of BDSP's in 5 districts have been completed with the support of Kudumbashree NRO. For new 3 more districts the file has been moved and letter send to NRO.
- 2500 Business plan has been prepared for approval in technical committee
- Interview for Mentor and Functional Expert has been scheduled for Jodhpur and has been completed in Churu, Udaipur, Jaipur, Bhilwara, Dungarpur, Pratapgarh, Bikaner.

### Mirco Enterprise Development (MED)

The Micro Enterprise Development (MED) programme aims to support SHGs and their family members' enterprises in the non-farm sector. The project provides necessary hand-holding and post-enterprise grounding support to entrepreneurs through CIF and bank linkage.

- A total of 608 enterprises were supported under the MED in FY 23-24
- A total of 1444 enterprises were supported under the MED in FY 24-25.
- 383 enterprises have been credit-linked with banks.
- 1047 enterprises have been provided support through the Community Investment Fund.

## OBOP (One Block-One Product)

Initiated in October 2018, One-Block-One-Product was established to identify and promote artisans and their craft. Support is provided in terms of credit linkage, marketing and branding.

As of date, 65 products are made in 82 blocks across 33 districts. A total of 5800 members are currently being supported under this project. These artisans are provided specific trainings to improve their skills, production and ensure profit maximisation. Some of these products have been displayed on various e-commerce platforms like Amazon, GeM and Flipkart Non-Farm

### Producer/Business Group

Producer/Business Group are seen as a useful organisational mechanism for mobilising artisan collectives to improve their economic and social situation. Such organisations are perceived to have an ability to generate resources from their members.

Currently 238 Non-Farm Producer/Business Groups have been formed. Each Producer/Business Group has been formed based on one specific activity. These producer groups have been formed for the various manufacturing products such as - Sanitary pad, Soap, Washing Powder, Paper Products, Slippers, Pickle, Papad, Namkeen, Daal, Spices etc

## Canteen Establishment

272 canteens have been established across various districts and blocks to promote SHG livelihoods. The detailed district wise list is provided in the table below:

S.N.	District	Target	Achiev	Place of establishment of canteen	Established canteen at District HQ
1	Ajmer	12	12	Kekri, Arai, Silora, Jawaja, Sreenagar, Andheri-Devri, Pushkar, Bhinaay, Masuda, Collectrate, Pisangan, sanwar	Zila Collectorate
2	Alwar	12	9	Zila parishad, Kathumar, Bansur, Bahrora, Reni, Rajgargh, Neemrana, Laxmangarh, Ramgarh	zila parishad
3	Bikaner	10	10	bikaner, Zila parishad, Dungargarh, Pugal, Kolayat, Panchu, Bajju, Khalsa, Lumkaransar, Nokha	zila parishad
4	Bhilwara	15	9	Baneda, Shahpura, Mandal, Bijoliya, kotdi, Asind, jahajpur, kareda, Sahada	
5	Bundi	6	4	Hindoli, Bundi block, Taleda	Collectorate-1
6	Banswara	12	12	Sajjangarh, arthuna, Banswara, garhi, ghatol, Talwara, Aanandpuri, Kushalgarh, Choti sarvan, Gamgadtalai, Bagidora	Banswara -1
7	Bharatpur	13	13	Bharatpur Collectrate, Kaman, Kumher, Sevar, Rupbaas, Bayana, Pahari, Nagar -2, Nadbai, In BPR collage, Bhusawar, Wair	Collectorate 1, In collage -1

8	Barmer	22	11	chohtan, Gudhamalani, Shiv, Patodi , Barmer HQ,, Zila parishad,Ramsar,Kalyanpur,Dhanau, Gadraroad, Baytu	Zila parishad - 1
9	Baran	9	3	Baran,Shahbad,Anta	
10	Churu	8	7	Bidasar,Sujangarh,Ratangarh, Churu Collecrate, Taranagar Sawan,ratangarg SDM ofiice,	Collectorate 1
11	Chittorgarh	12	12	Nimbaheda ,Kapasana, Rashmi,Bhadesar,Gangraar,Bhopalsagar, Bengu, Dungla, Panchayat samiti chittorgarh, Badi Sadri, Bhesorgarh, <b>Bassi</b>	Panchayat samiti -1
12	Dungarpur	11	11	Collectrate campus, Sagwada, Dobda, Chikhli Bichiwada seemalwada,Jonthri, Aspur,saabla, Dungarpur,Galiakot	Collectorate 1
13	Dholpur	7	5	Sepau, Rajakhera,DholpurPS, Bari, <b>Dholpur collectrate20/9/23</b>	Dholpur Collectrate
14	Dausa	12	6	Lawan, Bandikui, Sikrai, Dausa,Baswa, Mahua	1 district
15	Hanumang arh	8	8	Collectrate, nohar ,Sangariya, Pilibanga, Bhadra, Tibbi, Krishi upj mandi, Medical college Hanumangarh	Collectorate 1
16	Jhalawar	10	5	Jhalawar krishi mandi ,Manoharthana block, Pidawa,Jhalrapatan, Khanpur	Krishi mandi-1
17	Jaisalmer	8	2	fatehgarh, Bhaniyana ,	
18	Jaipur	23	20	Shahpura,Govindgarh,Paota,Bassi,Andhi, Viratnagar,Jamwaramgarh,Ko tputli, Tunga,Phagi,Sanganer,Kishangarh-Renwal,Sambhar,Kotkhwada,Chaksu,Jobner,Amer,Jalsu, Madhorajpura, Jhotwara	
19	Jodhpur	22	9	Osiya ,Bawdi,Shergarh,Zila parishad,collectrate,Bhopalgarh,Phalodi, Sava, Keru	Zila parishad, Collectrate
20	Jhunjunu	12	9	Surajgarh, Nawaol garh, Singhana, Buhana, Pilani,Jhunjunu,chirawa,udaipurwati,alsisar	District HQ
21	Jalore	11	3	Aahor , jaswantpura, district -1	On district level -1
22	Karuali	9	7	Todabheem, Mandrayal masalpur, Mahaveer ji- karauli ,Nadoti, <b>Hindaun</b>	
23	Kota	6	5	Sangod -2, kherabad Itawa,Sultanpur,	
24	Nagaur	16	11	Collectrate, Molasar, Ladnu, Merta, Degana, jayal,Riyabadi Mundwa,Deedwana,Parbatsar,Kuchman	Collectorate-1
25	Pratapgarh	9	7	Dhariyavad, Arnod, Suhagpura, Dalot, Pratapgarh, Dhamotar	Mini Sachivalay
26	Pali	11	3	Pali,jaitaran,Rani	Collectorate-1
27	Rajsamand	9	9	Rajsamand zila parishad, khmnor, nathdwara, railmagra, delwara, amat, Deogarh,bhim,Kumbhlgarh	Collectorate-1
28	Sawai madhopur	8	4	Sawai madhopur, Choth ka barvaada,Khandar , Bonli	Sawaimdhopur
29	Sikar	13	12	Ajeetpgarh, Patan, Dhod, Nechwa, Laxmangarh, Neem ka thana,Shree madhopur, fatehpur, Piprali, Khandela,Danta Ramgarh,Palsana	
30	Shree ganganagar	9	9	Karanpur ,sadulshahar, Anoopgarh padampur, Collectrate Sriganganagar me 3 Raisingh nagar ,Vijaynagar, Ghadsana	Collectorate-1, rajsakhi cafe
31	Sirohi	5	3	Pindwada,Shivganj,Revdhar	
32	Tonk	8	2	Tonk / Malpura	Collectorate-1
33	Udaipur	21	20	Lasadia. Kherwada, Jhadol, Gogunda,Salubar Rishabhdev, Phalasia, Sarada, Kotra, Kherabad, Semari, Badgaon, Nayagaon, Sayra, Bhindar, Mavli, jaysamand, Jhallara, Vallabhnagar	
	<b>Total</b>	<b>379</b>	<b>272</b>		<b>22</b>

These canteens are promoted in District Collectorate and major government institutions in blocks which are exclusively run by SHG women.



District-Jodhpur



District-Jaisalmer

### Market Linkages/Stores

- State Government permitted direct procurement of SHG Products up to Rs 1.0-2.0 lakh without any procurement procedure for departmental use. Till date, Products worth INR 19.46 Lakhs have been sold.
- Established Marketing outlets for SHG produces at Rajasthali Jaipur, Tonk (2), Bikaner, Churu (2), Sri Ganganagar (2), Udaipur, Jhalawar (2), Ajmer, Alwar, Dungarpur, Rajsamand (1) and Jodhpur (2).
- Grameen Haats established in the districts of Dausa, Bikaner, Jaisalmer, Barmer, Sawai Madhopur, Jhunjhunu.
- 117 products registered on the GeM portal.
- 724 products are live on the Amazon Portal under the Brand- RajSakhi. RajSakhi products are also available on Amazon Prime.
- 70 products have been onboarded and are live on Flipkart-Samarth.
- Disha Rajeevika CLF, Dausa has been identified as the aggregator and seller for Amazon Karigaar and Flipkart Samarth.
- 330 products have been on-boarded on E-Bazaar portal.

## Fairs/Exhibitions

- Diwali Mela was organized in IGPRS, Jaipur from 21<sup>st</sup> to 27<sup>th</sup> Oct 2024 with a sale of INR 50.09 lakhs.
- Saras Mela was organized in Sawai madhopur from 08<sup>th</sup> to 18<sup>th</sup> March 2024 with a sale of INR 32.3 lakhs.
- Saras National Craft Mela was organized in Jawahar Kala Kendra, Jaipur from 13<sup>th</sup> January to 21<sup>st</sup> January 2024 with a sale of over INR 1 crore.
- Saras Mela was organized in Udaipur from 14<sup>th</sup> to 24<sup>th</sup> Feb 2023 with a sale of INR 60 lakhs.
- Participated in “G-20 Empower Inception Meeting” organized by Ministry of Women and Child Development, Government of India held at Agra from 10<sup>th</sup>-12<sup>th</sup> February 2023 to showcase the different range of products manufactured by SHG women of Rajasthan.
- Divisional mela organized in the districts of Ajmer, Bharatpur, Bikaner, Jaipur, Jodhpur, Kota and Udaipur on the occasion of International Women’s Day from 11<sup>th</sup> to 15<sup>th</sup> March 2023.
- Saras National Craft Mela was organized in Jawahar Kala Kendra, Jaipur from 26<sup>th</sup> March to 9<sup>th</sup> April 2023 with a sale of INR 1 crore.
- Rakhi Stalls set up in the premises of Secretariat, Jaipur on the occasion of Rakhi from 24<sup>th</sup> August 2023 to 28<sup>th</sup> August 2023 with a total sale of Rs. 2.44 lakhs.

## Pradhan Mantri Formalisation of Micro Food Processing Enterprise (PM FME)

- About 5861 members involved in food processing activities have been identified for the benefit of Seed capital under PMFME. This support is provided for the formalization and scaling up of food processing activities.
- Agriculture marketing board, the State nodal agency has released a total of Rs. 1041 Lakh for the members. This fund has been sanctioned for 2838 SHG enterprises as seed capital.
- 1881 new proposals have been submitted in the Agriculture Marketing Board for seed capital for the FY 24-25

## Formalization of Micro Enterprises

About 7560 enterprises have been supported through registrations for FSSAI, GST, Udhog Aadhar, Shop Act, PAN Card, and Artisan Cards.

## One Stop Facility- NRETP

OSF is envisaged as a business facilitation-cum-incubation centres at the sub-district level of block to provide business development services to existing micro-enterprises on a growth tracker well as new enterprises that have the potential to grow.

- A total of 8232 enterprises have been selected for support for the OSF.
- 4753 Enterprises have been provided a total INR 22.63 Cr. as Community Enterprise Fund support
- 1973 Enterprises have been provided support of INR 796.3 Lakhs through bank loans.

## Cluster Development

### Identified Clusters

Activity	Districts	Remarks
Tie & Dye	Churu, Bikaner	Final DSR sent to NRLM for approval.
Kashidakari	Barmer	Final DSR sent to NRLM for approval.
Leather	Dausa	As per approved DSR, MoU has been signed between RGAVP and EDII. The project initiation all stakeholders workshop has been scheduled on 19.11.2024 in Dausa.
Canteen	Alwar, Churu, Hanumangarh, Sikar and Udaipur	As per approved DSR, MoU has been signed between RGAVP and Kudumbashree. The 1st Phase of project initiation state level meeting with TSA is scheduled on 18.11.2024.

## Major Non-Farm Products

The details of the major non-farm products are provided in the table below:

District	Product	No of SHG Members
Pali,Udaipur,Jhalawar and Bharatpur	Honey Products	700
Churu	Tie and Dye	500
Bikaner	Handicraft Items	250
Barmer	Applique	350
Dausa	Leather Products	200
Dausa	Carpet	150
Udaipur	Custard Apple Pulp	150
Jaipur	Gota Patti, Paper Products	150
Kota	Kota Doria	100
Nagaur	Off farm (Kasuri Methi,Ker Sangri Etc)	100
Pratapgarh	Off Farm (Gram, Hing)	100
Tonk	Soap	100
Dungarpur	Solar Products	70

## Udaan Yojana

To ensure improved women health and hygiene in Rajasthan, the state government has announced the Indira Mahila Shakti UDAAN scheme with the aim of raising awareness about physical hygiene. Under the scheme, free sanitary napkins will be given to all women free of cost. Preference would be given to SHG women to manufacture Sanitary Napkins for this scheme. About 20% of the Sanitary Pads distributed under this scheme would be manufactured by SHG women. A uniform purchase rate of Rs. 3.30 per pad has been approved by the State Government. Till date, 33 semi-automatic production units have been set up in 33 districts.

Rajeevika promoted CLFs have successfully distributed 2923986 sanitary pads in 1557 selected schools of 12 districts (**Alwar, Bhilwara, Dausa, Dungarpur, Hanumangarh, Jaipur,**

**Jhalawar, Kota, Rajsamand, Sirohi, Sri Ganganagar and Udaipur)** after receiving 1<sup>st</sup> work order from Directorate of Women Empowerment. Total revenue of Rs 96.47 have been made by CLFs. 2<sup>nd</sup> Work order under UDAAN have been received by 18 districts (**Alwar, Baran, Bhilwara, Chittorgarh, Dausa, Dungarpur, Hanumangarh, Jaipur, Jhunjhunu, Karauli, Jhalawar, Kota, Nagaur, Rajsamand, Sirohi, Sri Ganganagar, Tonk and Udaipur**) for distribution of 4009560 sanitary pads in 2322 selected schools and whose production and distribution is ongoing. Till date, 28.76 lakhs sanitary pads have been distributed in Phase 2.



**District-Sirohi**



**District-Tonk**



## 10. Youth Skill Building & Employment generation

### **Convergence with MGNREGS/SBM/IAY:**

In order to address various dimensions of poverty, RGAVP aims to take up the task of convergence of SHG programme with various government schemes for social development and livelihood generation, such as MGNREGA, Swach Bharat Mission, Prime Minister Awas Yojna, National Social Assistance Program etc.

CLF as implementing agency for Category B work under MGNREGA

RGAVP has taken up the task of leveraging asset building on the fields of 1 lakh SHG member's households under Category B under Mahatma Gandhi NREGA. For this, Government of Rajasthan has authorized Cluster Level Federations under RGAVP to work as Program Implementation Agency (PIA) for Category B (ApnaKhet, ApnaKaam) of Mahatma Gandhi NREGA for SHG members. The overall objective is to increase the household income of SHG members to through sustainable livelihood and vulnerability reduction through land development, irrigation infrastructure development, horticulture and dairy farming works on their land. In Chief minister 100 days work plan 7741 financial sanctions for Cat-B works issued, 5511 works implementations started.

*Skill Development:*

RGAVP is committed to skilling of at least 1 member of families of SHG members in addition to the other interventions of credit support, livelihood development under farm, non-farm or off farm.

RGAVP has been contributing to achieve the mission of skilling by making skill an integral part of its programme. RGAVP has partnered with Maruti Suzuki Training Academy of Maruti Suzuki India Pvt Ltd, Raymond Tailoring Centre, and Nettur Technical Training Foundation (NTTF) course under National Employment Enhancement Mission (NEEM). All selected and trained youth will be given employment in respective company.

156796 rural youth from SHGs HHs have been skilled with self and wage employment through RSLDC, RSETIs and CIPET.

## 11. Rajasthan Mahila Nidhi Credit Cooperative Federation LTD.Rajasthan

Rajasthan Mahila Nidhi Credit Co-Operative Federation Ltd. (RMN) was set up with a view to provide hassle free loans for the day-to-day needs and livelihood activities. RMN was inaugurated by the hon'ble Chief minister on 26 August 2022.

1. The key modules to be provided by TCS to RMN are: -
  - (a) e-FMS Loan processing.
  - (b) Loan Authentication module.
  - (c) DCB and Accounting Module.
  - (d) Insurance and Claim processing Module.
  - (e) APNA Mobile application.
  - (f) Android based Attendance Application.
  
2. RMN executed MoU with SNT for development of Software on 21 March 2023. The contract is effective from 01-11-2022 to 31-10-2023. Renewal from 11-11-2023 is in process.
  
3. Status of operationalisation of modules to be provided to RMN, furnished below: -
  - (a) e-FMS Loan processing – Operationalised.
  - (b) Aadhar Authentication module – Gazette notification to be published.
  - (c) DCB and Accounting Module - operationalised.
  - (d) Insurance and Claim processing Module Operationalised.
  - (e) APNA Mobile application – Developed and operationalized.
  - (f) Android based Attendance Application – Under progress. To be operationalised shortly.

Note:- TSP changed from SNT/TCS to DoIT/RISL w.e.f. 01-11-2024

### Progress

- Share Capital of Rs. 56.00 crore received from 566 CLFs till date.
- Disbursed loans of Rs. 280.14 crore to 21189 SHGs and 68436 SHG members till date.
- Capital support of Rs. 50.00 crore received from Govt of Rajasthan during the year 2022-23 and 2023-24.
- Grant support of Rs. 16.76 crore received from Govt of Rajasthan for administrative expenses/interest subvention.
- Interest subsidy @ 8% is being provided under different types of loans by Govt. of Rajasthan.
- RMN has received in principle approval for support of Rs 100 crore as capital support and Rs 10 crore as grant for Technology and Admin support from Govt of India. Out of which we have received Rs 65.00 crores from Rajeevika.
- We have set a target of disbursement of Rs. 320.00 crore for the Financial Year 2024-25 and achieved 76.35 Crores loan till date.

S.N	Indicator	FY 2022-23 Progress	FY 2023-24 Progress	FY 2024-25 Progress	Total Progress
1	Loan Disbursement ( Rs in Crore)	15.92	187.85	76.37	280.14
2	Number of SHG's Financed	1722	13657	5810	21189
3	Number of SHG Members Financed	3920	45865	18651	68436

## 12. Management Information System (MIS)

RGAVP has a robust system for capturing profiles of community-based organizations (CBOs) & their financial transactions, community cadre, trainings & skill development, livelihoods activities through an online web-based application (i.e., RAJEEVIKA MIS).

Presently, 48.09 lakh household profiles, 4.03 lakh SHG profiles, 31377 VO profiles & 1050 CLF profiles have been captured. All kind of data entry like master profiles and monthly transaction data sheets are being collected from filed and being entered by data entry sakhis (DES) placed at cluster offices.

Following is some of the main modules of RAJEEVIKA MIS: Community Institutions Modules:

- Community Cadre Module:
- SHG, VO, CLF Module
- Convergence Module:
- HR Module:
- Skill Development Module
- Fund Disbursement Module:
- Project Management System:
- Livelihood Modules

### **Data Entry Sakhis**

For getting data into MIS, Data Entry Sakhis (DESs are SHG members trained on entering all MIS related data) have been deployed at CLF level. PA MISs deployed at Blocks level to handhold & support DESs and to check the quality of data and authenticity of the data on sample basis.

### **A brief about the data porting system of RAJEEVIKA is as under:**

**Data Entry System:** Monthly progress report which is a part of Self-Help Group books is entered online in MIS. Thus, no separate information is required to be compiled for MIS. This has been a major element of success in getting data entered into MIS. Also, the role of each person is defined, from writing books, porting the data-to-data entry in MIS. Self Help Groups women members as Data Entry Sakhis have been trained and currently about 806 Data Entry Sakhis at CLF level are deployed for online entry into MIS for which they are earning about Rs 6000 per month. Sample checking of 3-5% data is done and authenticated by DES and Project Associate-MIS on monthly basis to ensure quality of the data being entered. Data verification also being done by a team of 32 independent surveyors (CBM) selected from Self Help Group members, who visits the villages selected on a random basis and check the authenticity of data entered into MIS. This enables RAJEEVIKA to check the quality of data and take remedial action to improve quality of data.

Note: Currently, SHG-VO Profile & community funds being ported with NRLM-MIS (NIC) through web service. Transactional data may be made available once the porting tool/protocol is developed by NIC/NMMU.

### SHG, VO, CLF MPR Status Month October 2024

SR.NO	District	SHG MPR %	VO MPR %	CLF MPR %
1	AJMER	75	87.61	50.0
2	ALWAR	80	87.36	33.3
3	BANSWARA	84	95.13	79.6
4	BARAN	64	76.07	59.3
5	BARMER	83	85.18	64.9
6	BHARATPUR	66	69.06	43.8
7	BHILWARA	60	88.63	47.8
8	BIKANER	62	61.14	30.8
9	BUNDI	87	94.51	100.0
10	CHITTORGARH	83	93.81	76.9
11	CHURU	87	90.32	80.8
12	DAUSA	84	90.21	95.2
13	DHOLPUR	60	66.02	56.3
14	DUNGARPUR	52	69.99	66.7
15	HANUMANGARH	91	90.14	90.0
16	JAIPUR	93	98.35	95.9
17	JAISALMER	50	84.16	95.8
18	JALORE	58	53.47	9.1
19	JHALAWAR	52	70.28	6.9
20	JHUNJHUNU	63	74.52	72.0
21	JODHPUR	57	62.83	51.8
22	KARAULI	70	69.31	8.3
23	KOTA	62	85.39	55.0
24	NAGAUR	66	89.32	61.4
25	PALI	71	77.24	63.6
26	PRATAPGARH	83	90.64	60.9
27	RAJSAMAND	79	98.68	100.0
28	SAWAI MADHOPUR	78	81.63	43.5
29	SIKAR	35	64.84	82.4
30	SIROHI	57	58.62	29.4
31	SRI GANGANAGAR	92	96.86	55.2
32	TONK	62	83.50	62.5
33	UDAIPUR	72	76.07	34.9
	<b>Total</b>	<b>71.4</b>	<b>81.607</b>	<b>59.2</b>

## 13. Vertical Wise Analysis

### Institution Building (IB)

#### Overall

- **19345 SHGs are Defunct and 28576 SHGs are Dormant**
- **114 CLFs are not registered in co-operative societies act**
- **Overall, 45539 SHGs Saving account not open**
- **Overall, 2551 Vos and 11 CLFs Saving account not open**
- **25369 SHGs Account open but not received T-1(RF)**
- **147927 SHGs Account open but not received T-2(CIF)**
- **14986 Vos Account Open but not received VO Startup Fund**
- **350 CLFs Account Open but not received CLF Startup Fund**
- **283570 SHGs are not graded in last 3 Months**

#### FY 2024-25

##### Progress upto November 2024

- 69% SHG formed against target
- 71% HHs mobilized into SHGs promoted by NGO/others department against target
- 37 % SHG Saving Account Open
- 100% Vos Saving Account Open
- 100% CLFs Saving Account Open
- 100% progress in Number of Model CLFs to be taken under NRLM against target
- 100% progress in Number of Model CLFs to be initiated FNHW against target
- 0% progress in FNHW-Number of blocks to be developed as immersion sites against target
- 60% Revolving Fund Release against target
- 45 % progress in CIF Release against target
- 14 % progress in VO Startup Fund Release against target
- 100 % progress in CLF Startup Fund Release against target

**FNHW**

- 100 % progress in No. of CLFs initiated FNHW activities against target
- 100% progress in No. of MCLFs initiated FNHW activities against target
- 100% progress in No of VOs initiated FNHW activities against target
- 100% progress in No of MCLFs completed Visioning 3-FNHW against target
- 0% progress in No of Blocks developed as FNHW Immersion Sites against target
- 0% progress in No. of VOs conducted monthly FNHW review against target
- 100% progress in No. of VO SACs trained on FNHW against target
- 0% progress in No. of SHGs conducted monthly meetings on FNHW against target

**Gender**

- 100 % progress in No. of Gender MTs CRPs trained and deployed against target
- 78 % progress in No. of Gender CRPs Deployed against target
- 0% progress in Number of Gender Resource Centres (GRC) established
- 86 % progress in Number of Villages where Gender forums are established against target
- 100 % progress in No. of GPPs Deployed against target

**SI**

- 78% Progress in No. of VO having Completed Vulnerability Mapping against the target
- 0% Progress in Number of VOs provided VRF against the target
- 100% Progress in No. of VO Completed their Vision Building Exercises for SI against the target
- 100% progress in No of CLF SACs trained on SISD against the target
- 100% progress in No of VO SACs trained on SISD against the target

## Financial Inclusion (FI)

### Overall

- 288998 SHGs are 9-Month-Old
- 157826 SHGs Credit linked as per Rajeevika MIS
- 131172 SHGs not Credit linked as per Rajeevika MIS
- As per NRLM Portal Rajasthan **NPA Account Percentage 4.18 and Amount Percentage is 2.06**

### **FY 2024-25 FY 2024-25(Progress upto November 2024)**

- 77% SHG Bank Credit linkage (Number) against target.
- 100% SHG Bank Credit linkage (Amount) against target.
- 100% Bank Sakhi Positioned against target
- 1% progress in Number of Online loan applications to be submitted
- 100% progress in SHG members to be financed for individual economic activities (with SHG's internal funds) against target
- 100% progress in SHG members to be financed for individual economic activities (with SHG's external funds) against target
- 8% progress in No. of Vitta Sakhi trained & place against target

## Digital Finance (DF)

### **FY 2024-25(Progress upto November 2024)**

- 100% progress in BC Sakhi deployed (NRLM) against target.
- 23% progress in Digi Pay sakhi deployed (NRLM) against target.
- 100% progress in SHG members to be covered under life insurance against target under NRLM
- 100% Progress in SHG members to be covered under accidental insurance (NRLM) against target.
- 100% Progress in SHG members to be covered under Health Insurance (NRLM) against target.
- 100% Progress in SHG members subscribed to Pension products (APY/Other product) against target under NRLM.
- 100% Progress in SHGs to be trained under financial literacy against target under NRLM



## Farm Livelihoods

**FY 2024-25(Progress upto November 2024)**

### **NRLM**

- 100% Progress in Number of Mahila Kisans to be covered under Agro-Ecological Practice Interventions (in lakh) against target
- 100% Progress in Number of Mahila Kisans to be covered under Livestock Interventions (in lakh) against target
- 100% Progress in Number of Mahila Kisans to be covered under sub-sector (including all sub-sectors) clusters (in lakh) against target
- 100% Progress in Number of Mahila Kisan HHs to have Agri-Nutrition Garden against target
- 100% Progress in Number of Producers groups to be Promoted against target
- 100% Progress in total amount of fund support to be received by PGs (Lakh INR)
- 100% Progress in Number of Livelihood CRPs to be engaged (KS+PS+VS) against target
- 100% Progress in Number of Livelihood CRPs to be engaged (KUS) against target
- 100% Progress in Number of women producers to be covered under Producer Group (PG) against target
- 52% Progress in Number of IFC clusters to be promoted against target
- 100% Progress in Number of Local Groups to be registered in the PGS portal against target
- 100% Progress in Area of millet crop to be covered through Mahila Kisan Household (acre) against target
- 56% Progress Number of Mahila Kisan to be covered under Millet Production (in Lakh) against target
- 100% Progress Number of FFS to be organized (krishi pathsala, pashu pathsala or any other hand holding training by CRP to the women farmers) against target

## Non-Farm

### **FY 2024-25(Progress upto Novembr 2024)**

#### **NRLM**

- 69 % Progress in Number of enterprises to be supported under Micro Enterprise Development (MED) against target.
- 40% Progress in Enterprise to be formed/supported under SVEP against target.
- 99 % Progress in Number of enterprises to be supported under One Stop Facility Centre (OSF) under NRLM against target.
- 100 % Number of enterprises to be supported under PMFME against target.

#### **NULM**

### **FY 2024-25(Progress upto October 2024)**

- 100% progress in SHGs formed against target
- 79% Revolving Fund Release against target
- 96% progress in FI&ME-Total No of Loan sectioned (SEP-I&G) against target
- 62% progress in FI&ME-Total No of Loan sectioned (SHG BL) against target
- 75% progress in Members in SHGs against target
- 100% progress in ALF Formation against target
- 100% progress in RF to ALF in against target

#### **MIS**

- SHG MPR Entry Status- October 2024 (71.4%)
- VO MPR Entry Status – October 2024 (81.6%)
- CLF MPR Entry Status – October 2024 (59.2%)
- 89 % SHG profile mapping in LoKOs
- 96 % VO profile mapping in LoKOs
- 99 CLF profile mapping in LoKOs

## 14. Rajasthan -NRLM Progress FY 2024-25

NRLM Progress FY 2024-25						
S.No.	Indicators	NRLM				
		Total for FY 2024-25	Target Upto Nov 2024	Ach. upto Nov 2024	%	Cumulative Progress upto Nov 2024
<b>A.</b>	<b>Institution Building</b>					
1	Number of new villages in which intensive strategy shall be initiated	0	0	332		37795
2	Number of SHGs to be promoted	40000	23500	16055		361443
3	Number of SHGs to be promoted by NGOs/other department	-		44		42293
	Total SHG Formed		23500	16099	69%	403736
5	Number of Households to be mobilized into SHGs	440000	258500	181471		4327150
6	Number of Households mobilized into SHGs promoted by NGO/Others	0	0	1806		482680
	Total Household Covered		258500	183277	71%	4809830
8	Number of SC Households to be mobilized into SHG	96820	56880	34673	61%	1133360
9	Number of ST Households to be mobilized into SHG	118800	69795	41975	60%	1535858
7	Number of SHGs having Saving Bank Accounts	70000	56000	20766	37%	315904
8	Number of Village Organizations to be promoted	-	0	345	-	31377
9	Number of VOs having saving bank account	2657	2657	3504	132%	28826
10	Number of CLFs to be formed	-	0	20	-	1050
11	Number of CLF with Saving Bank Account	30	30	105	350%	1039

12	Number of Model CLFs to be taken under NRLM	100	100	107	107%	171
13	Number of Model CLFs to be initiated FNHW	7	6	7	117%	25
14	FNHW-Number of blocks to be developed as immersion sites	10	5	0	0%	14
	<b>CIF to Community Institutions</b>					
1	Number of SHGs to be provided RF	63215	41666	24919	60%	290535
2	Amount of RF to be provided to SHGs (in Rs. Lakh)	18964.15	12499.8	4517.25	36%	45750.76
3	Number of SHGs to be provided CIF	42885	20000	8990	45%	167977
4	Amount of CIF to be released to SHGs (in Rs. Lakh)	64327.5	30000	8943.38	30%	127169.3
5	Number of VOs provided start-up fund	12259	5000	723	14%	13840
6	Amount of startup fund disbursed to VOs (in Rs. Lakh)	4290.65	1750	237.7	14%	4814.15
7	Number of CLF provided start-up fund	130	50	59	118%	700
8	Amount of startup fund disbursed to CLFs (in Rs. Lakh)	195	75	89.6	119%	1382.5
<b>B</b>	<b>SI, Gender, FNHW</b>					
	<b>FNHW</b>					
1	No. of CLFs initiated FNHW activities	41	32	41	128%	173
2	No. of MCLFs initiated FNHW activities	25	6	7	117%	25
3	No. of VOs initiated FNHW activities	4857	540	973	180%	4857
4	No. of MCLFs completed Visioning 3-FNHW	100	14	44	314%	100
5	No. of Blocks developed as FNHW Immersion Sites	33	5	0	0%	23
6	No. of VOs conducted monthly FNHW review	4857	540	0	0%	3884

7	No. of VO SACs trained on FNHW	4857	540	944	175%	4828
8	No. of SHGs conducted monthly meetings on FNHW	56532	5345	0	0%	46911
<b>Gender</b>						
1	No. of Gender MTs CRPs trained and deployed	106	106	106	100%	508
2	No. of Gender CRPs Deployed	1296	1296	1009	78%	7028
3	Number of Gender Resource Centres (GRC) established	5	2	0	0%	4
4	Number of BMMUs in which ICCs are constituted and is functional	352	0	0	-	352
5	Number of Villages where Gender forums are established	1296	1080	929	86%	6948
6	No. of GPPs Deployed	12471	6929	8537	123%	76146
<b>SI</b>						
1	No. of VO having Completed Vulnerability Mapping	2000	1333	1035	78%	2200
2	Number of VOs provided VRF	2000	500	0	0%	4746
3	Amount of VRF disbursed to VOs ( <i>in Rs. Lakh</i> )	1000	250	0	0%	80.51
4	No. of VO Completed their Vision Building Exercises for SI	1144	635	1144	180%	2250
5	No of CLF SACs trained on SISD	53	40	53	133%	254
6	No of VO SACs trained on SISD	1296	1080	1080	100%	7099
<b>C Financial Inclusion</b>						
1	No. of SHGs that have accessed Bank Credit in current FY	136700	91132	70237	77%	535331
2	Amount of Bank Credit accessed by SHGs (Rs. in lakh) in current FY	255000	170000	176088.22	104%	827796.22
3	No.of Bank Sakhi Positioned	301	372	508	137%	1709

4	Number of Online loan applications to be submitted	58311	39519	558	1%	558
5	Number of SHG members to be financed for individual economic activities (with SHG's internal funds)	75000	48592	98949	204%	177321
6	Number of SHG members to be financed for individual economic activities (with SHG's external funds)	8254	16472	19195	117%	32243
7	No. of Vitta Sakhi trained & place	240	283	23	8%	61
8	No of Mentor for Vitta Sakhi	-	0	0	-	24
<b>D</b>	<b>Digital Finance</b>					
1	Number of SHG members working as BC Agents	669	474	601	127%	4796
2	Number of SHG members working as Digi Pay	250	166	38	23%	4965
3	Number of SHG members to be covered under life insurance	2765324	1843552	5359558	291%	7370285
4	Number of SHG members to be covered under accidental insurance	3715458	2476974	6707518	271%	9566786
5	Number of SHG members to be covered under Health Insurance	100000	66668	2787296	4181%	5665537
6	No. of SHG members subscribed to Pension products (APY/Other product)	50000	33336	159472	478%	272288
7	Number of SHGs to be trained under financial literacy	118900	79266	78890	100%	273400
<b>E</b>	<b>Farm Livelihoods</b>					
1	Number of Mahila Kisans to be covered under Agro-Ecological Practice Interventions (in lakh)	600000	440000	555059	126%	1861937
2	Number of Mahila Kisans to be covered under Livestock Interventions (in lakh)	600000	440000	555059	126%	1861937
3	Number of Mahila Kisans to be covered under sub-sector (including all sub-sectors) clusters (in lakh)	4300	4300	5284	123%	5284
4	Number of Mahila Kisan HHs to have Agri-Nutrition Garden	200000	150000	181822	121%	775950
5	Number of Custom Hiring Centres to be established	-	0	0	-	1124

6	Number of Producers groups to be Promoted	100	100	100	100%	1100
7	Total amount of fund support to be received by PGs (Lakh INR)	200	200	200	100%	2200
8	Number of Livelihood CRPs to be engaged (KS+PS+VS)	16000	12200	12789	105%	49141
9	Number of Livelihood CRPs to be engaged (KUS)	100	100	100	100%	1100
10	Number of women producers to be covered under Producer Group (PG)	5000	5000	5000	100%	51897
11	Number of IFC clusters to be promoted	310	310	160	52%	160
12	Number of Local Groups to be registered in the PGS portal	200	200	200	100%	700
13	Area of millet crop to be covered through Mahila Kisan Household (acre)	1500	1250	2628	210%	12478
14	Number of Mahila Kisan to be covered under Millet Production (in Lakh)	6000	5000	2803	56%	12636
15	Number of FFS to be organized (krishi pathsala, pashu pathsala or any other hand holding training by CRP to the women farmers)	8000	6000	6394	107%	36746
<b>F</b>	<b>Non-Farm Livelihood</b>					
1	Number of enterprises to be supported under Micro Enterprise Development (MED)	3000	2080	1444	69%	2052
2	Number of enterprises to be formed/supported under Start Up Village Entrepreneurship Programme(SVEP)	4392	2768	1094	40%	10931
3	Number of enterprises to be supported under One Stop Facility Centre (OSF) under NRLM	2700	1716	1706	99%	1860
4	Number of artisans to be mobilized and supported under Artisan Cluster	-	0	0	-	0
5	Number of units to be (canteens/or any other) set up under Sectoral Cluster	-	0	0	-	0
6	Number of incubatee to be supported under Incubator component	-	0	0	-	0
7	Number of enterprises to be supported under PMFME	1000	621	1881	303%	5861

## 15. NULM Progress

### **Social Mobilisation and Institution Development (SM&ID)**

For reducing urban poverty, Department of Local Self Government, GoR is running “Deendayal Antyodaya Yojana - National Urban Livelihood Mission (DAY-NULM) with support of Ministry of Housing & Urban Affairs, GoI with funding support in 60:40 ratio. DAY-NULM is implemented in all Urban Local Bodies (ULBs) of the state. Under this mission target beneficiary are families from BPL, State BPL, Antyodaya and families who are earning less than three lakh per annum.

Under NULM there are following components are implemented for poverty reduction.

- Social Mobilisation and Institution Development
- Employment through Skills Training and Placement
- Self-Employment Programme
- Support to Urban Street Vendors
- Scheme of Shelter for Urban Homeless



Deendayal Antyodaya Yojana-National Urban Livelihoods Mission (DAY-NULM) shall rest on the foundation that the mobilisation of urban poor households to form their own institutions is an important investment for an effective and sustainable poverty reduction programme. These institutions of the poor would partner with local self-governments, public service providers, banks, private sector and other mainstream institutions to facilitate delivery of social and economic services to the poor. In compliance of Hon'ble Chief Minister's budget announcement for the year 2022-23, group formation in rural areas as well as urban areas in the state and all work related to it is being done by Rajeevika. In this sequence, a total of 02 components have been transferred from DAY-NULM to Rajeevika.



respectively, Social Mobilization and Institutional Development (SM&ID) and Self Employment Program (SEP)

In compliance of Hon'ble Chief Minister's budget announcement for the year 2022-23, group formation in rural areas as well as urban areas in the state and all work related to it is being done by Rajeevika. In this sequence, a total of 02 components have been transferred from DAY-NULM to Rajeevika respectively, Social Mobilization and Institutional Development (SM&ID) and Self Employment Program (SEP)

### Component- Building Community Institutions – Self Help Groups and Their Federations

DAY-NULM envisages mobilization of urban poor households into a three-tiered structure with Self-Help Groups (SHGs) at the grass-root level, Area Level Federations (ALFs) at the slum / ward level and City-Level Federations (CLFs) at the city-level:

- SHGs
- Area Level Federation (ALF)
- City Livelihoods Centres (CLCs)

Social Mobilisation and Institution Development (SM&ID)- Progress

Sr.no	Indictors	2024-25		Cumulative Progress
		Target	Achievement	
1.	SHG formation	2000	2150	34637
2.	RF to SHGs	2000	1582	26689
3.	Area Level Federation formation	25	32	972
4.	RF to ALF	30	30	715
5.	CLF formation	0	0	32

## Financial Inclusion and Micro Enterprises -Self-Employment Programme (SEP)

This component will focus on financial assistance to individuals/groups of urban poor for setting up gainful self-employment ventures/micro-enterprises, suited to their skills, training, aptitude and local conditions. A special provision of 3 percent reservation should be made for the differently-able under this programme. In view of the Prime Minister's 15-Point Programme for the Welfare of Minorities, at least 15 percent of the physical and financial targets under this component shall be earmarked for the minority communities.

Under this component, setting up of both individual and group micro enterprises will be supported. The project cost ceiling will be Rs. 2 lakhs for individual enterprises and Rs. 10 Lack for group enterprises. Individuals and groups may be provided loans from the banks and the application for such loans be preferably recommended by the SHGs.

Interest subsidy over and above the 7 percent rate of interest will be available on a bank loan for the setting up of an individual or group enterprise. No collateral is envisaged other than the micro-enterprise itself. Sub-Component – SHG - Bank Linkage.

Also, Interest Subsidy over and above 7 percent rate of interest will be applicable to all SHGs accessing bank loan. An additional 3 percent interest subvention will be provided to all women SHGs who repay their loan on time in all the cities.

The interest subvention will be subject to timely repayment by the benefit caries. Suitable certified cation from banks will be obtained in this regard. The difference between 7 percent or 4 percent as the case may be and the prevailing rate of interest will be provided to banks under DAY-NULM. Sub-Component – Credit Card for enterprise development Under this component, efforts will be made to cover benefit carries with credit cards for working capital and other purposes.

### Self-Employment Programme (SEP)-Cumulative Progress

SEP-I						
Cumulative Progress 2014-24	Target 24-25	Applications Intent to bank 24-25	Disbursed	Pending at bank	Achievement %	Cumulative Amount Approved: (Rs.in Lakhs)
34710	1560	6214	1493	4721	96%	33483.25
SEP-SHG BANK LINKAGE						
Cumulative Progress 2014-24	Target 24-25	Applications Intent to bank 24-25	Disbursed	Pending at bank	Achievement %	Cumulative Total Amount Approved: (Rs.in Lakhs)
37445	750	1109	465	644	62%	9317.66
<b>Total Subsidy Disbursed Online DBT: (Rs.in Lakhs)</b>					<b>18.20Cr</b>	
These beneficiaries are self-employed individuals, including street vendors, skill-trained students, women, and Self-Help Groups (SHGs). Due to substantial local demand for such services, they are encouraged to establish small manufacturing, service, and petty businesses.						

\*India at a glance report NULM-MIS Portal

\*Paisa Portal Approved Payment Subsidy Report

\*01.11.2024

## 16. FY 2024-25 Budget Announcement Progress (2024-2025(Vote on Account))

S.N	Budget Announcement	Action Taken
1	<p>35.00.00 (2024-2025(Vote on Account)) (08.02.2024)</p> <p>महिलाओं के आर्थिक सशक्तीकरण हेतु प्रारम्भ की गई 'लखपति दीदी योजना' के अन्तर्गत प्रदेश में कार्यरत स्वयं सहायता समूहों में से दो लाख 80 हजार (दो लाख अस्सी हजार) महिलायें एवं उनके परिवार, एक लाख रुपये से अधिक की वार्षिक आमदनी कर रहे हैं। इस योजना को और अधिक गति देते हुए आगामी वर्ष 5 लाख परिवारों की आय एक लाख रुपये वार्षिक तक ले जाने का कार्य किया जाना प्रस्तावित है।</p>	<p>राजस्थान सरकार के बजट लेखा अनुदान में 5 लाख स्वयं सहायता समूह की महिलाओं को लखपति दीदी की श्रेणी में लाना प्रस्तावित था जिसे संशोधित कर वित्तीय वर्ष 2024-25 संशोधित बजट घोषणा में 15 लाख लखपति दीदी बनाने का लक्ष्य निर्धारित किया गया है ।</p>

## 17. FY 2024-25 Budget Announcement Progress 2024-25(Modified Budget)

S.N	Budget Announcement	Action Taken
1	<p>91.00.00 2024-25(Modified Budget) (10.07.2024 )</p> <p>महिलाओं के आर्थिक सशक्तीकरण व आजीविका संवर्धन हेतु शुरू की गई 'लखपति दीदी योजना' के अन्तर्गत इस वर्ष के लिए निर्धारित लक्ष्य को 5 लाख से बढ़ाकर कर 15 लाख महिलाओं को लखपति दीदी की श्रेणी में लाया जाना प्रस्तावित है।</p>	<p>वर्तमान वित्तीय वर्ष 2024-25 में की गई घोषणा अनुसार अतिरिक्त 4 लाख लखपति दीदी बनाने हेतु प्रारम्भिक प्रशिक्षण प्रदान करने के लिए वांछित 27.53 करोड़ के अतिरिक्त बजट मांग में वित्त विभाग द्वारा संशोधन करने हेतु निर्देशित किया गया है   अतः राज्य स्तर पर बजट के अंतर्गत संशोधित किया जाना प्रक्रियाधीन है  </p> <p>बजट घोषणा अनुसार अतिरिक्त 4 लाख लखपति दीदी बनाने हेतु सभी जिलों को लक्ष्य दिया जा चुका है   अतिरिक्त 4 लाख लखपति दीदी बनाने के लक्ष्य अनुसार 67 मास्टर ट्रेनर व 5000 लखपति CRP चिन्हीकरण का कार्य प्रक्रियाधीन है।</p>
2	<p>91.01.00 2024-25(Modified Budget) (10.07.2024 )</p> <p>5 वर्षों में 2 लाख नये Self Help Groups (SHGs) के गठन का संकल्प लिया है। प्रथम चरण में, इस वर्ष 25 हजार समूहों को revolving fund एवं 15 हजार समूहों को आजीविका संवर्धन राशि (Community Investment Fund) उपलब्ध करवाते हुए 40 हजार नवीन SHGs गठित किया जाना प्रस्तावित है। इस पर लगभग 300 करोड़ रुपये का व्यय होगा।</p>	<p>वित्तीय वर्ष में 40000 स्वयं सहायता समूहों के गठन के लक्ष्य के विरुद्ध दिनांक 02.12.2024 तक 16572 स्वयं सहायता समूहों का गठन किया गया है। दिनांक 02.12.2024 तक 24919 स्वयं सहायता समूहों को 45.17 करोड़ रुपये रिवॉल्विंग फण्ड एवं 8990 स्वयं सहायता समूहों को 89.43 करोड़ रुपये आजीविका संवर्धन फण्ड के रूप में वितरित किया गया है।</p> <p>10 हजार स्वयं सहायता समूहों को राशि 15 करोड़ रिवोलविंग फण्ड का वितरण दिनांक 14.12.2024 को किया जावेगा।</p>
3	<p>91.02.00 2024-25(Modified Budget) (10.07.2024 )</p> <p>Self Help Groups (SHGs) की महिलाओं को राजस्थान महिला निधि क्रेडिट कॉर्पोरेटिव फेडरेशन लिमिटेड के माध्यम से विभिन्न योजनाओं में 300 करोड़ रुपये का ऋण रियायती दर-2.5 प्रतिशत वार्षिक ब्याज दर पर दिया जाना प्रस्तावित है।</p>	<ul style="list-style-type: none"> <li>• राजस्थान माला निधि को बजट घोषणा की अनुपालना हेतु आवश्यक राशि राशि रुपये 300 करोड़ वित्त विभाग से प्राप्त निर्देश दिनांक 24.11.2024 अनुसार राजस्थान राज्य सहकारी बैंक लि जयपुर में प्रक्रियाधीन है। राजस्थान राज्य सहकारी बैंक लि जयपुर में प्रक्रियाधीन है।</li> <li>• रुपये 76<sup>39</sup> करोड़ का ऋण वितरण कर दिया गया है।</li> </ul>

## 18. Sankalp Patra 2023

S.N	Point	Action Taken
1	2.16 - हम रुपये 1,000 करोड़ के निवेश के साथ महिला सशक्तिकरण एसएचजी मिशन शुरू करेंगे, जिसके अंतर्गत अगले पांच वर्षों में 2 लाख नए महिला एसएचजी बनाएंगे और उन्हें सरल ऋण सुविधाएं एवं मार्केट लिन्केज की सुविधा प्रदान करेंगे।	दिनांक 02.12.2024 तक 27068 स्वयं सहायता समूहों का गठन किया जा चुका है। 115649 समूहों को बैंकों के माध्यम से राशि 2417 करोड़ एवं राजस्थान महिला निधि के माध्यम से 15820 समूहों को 183.13 करोड़ का ऋण उपलब्ध कराया गया। इस प्रकार 131469 समूहों को कुल राशि 2600.13 करोड़ का ऋण उपलब्ध कराया गया।
2	2.17 - हम एसएचजी में काम करने वाली लगभग 28 लाख महिलाओं को महिला सशक्तिकरण क्रेडिट कार्ड योजना के माध्यम से न्यूनतम दर पर रुपये 1 लाख तक का ऋण उपलब्ध कराएंगे।	चूँकि 28 लाख महिलाओं को महिला सशक्तिकरण क्रेडिट कार्ड योजना के माध्यम से लाभान्वित किया गया जाना है। राज्य सरकार द्वारा राज्य स्तरीय बैंकर्स समवन्य समिति के माध्यम से राज्य में कार्यरत सभी बैंको यथा निजी बैंक, वाणिज्यिक बैंक, ग्रामीण बैंक एवं सहकारी बैंक को वर्षवार लक्ष्य आवंटित किया जाना प्रस्तावित है जिसमें निर्धारित समय सीमा में लक्ष्यों की प्राप्ति की जा सकें।
3	2.18 - हम लखपति दीदी योजना शुरू करेंगे, जिसके अंतर्गत 6 लाख से ज्यादा ग्रामीण महिलाओं को कौशल प्रशिक्षण प्रदान करके यह सुनिश्चित करेंगे कि उनकी वार्षिक आय कम से कम रुपये 1 लाख हो	वर्तमान वित्तीय वर्ष 2024-25 में की गई घोषणा अनुसार अतिरिक्त 4 लाख लखपति दीदी बनाने हेतु प्रारम्भिक प्रशिक्षण प्रदान करने के लिए वांछित 27.53 करोड़ के अतिरिक्त बजट मांग में वित्त विभाग द्वारा संशोधन करने हेतु निर्देशित किया गया है। अतः राज्य स्तर पर बजट के अंतर्गत संशोधित किया जाना प्रक्रियाधीन है।  बजट घोषणा अनुसार अतिरिक्त 4 लाख लखपति दीदी बनाने हेतु सभी जिलों को लक्ष्य दिया जा चुका है। अतिरिक्त 4 लाख लखपति दीदी बनाने के लक्ष्य अनुसार 67 मास्टर ट्रेनर व 5000 लखपति CRP चिन्हीकरण का कार्य प्रक्रियाधीन है।

## 19. FY 2024-25 CM Announcement Progress

S.N	Point	Action Taken
1	राज्य वित्त आयोग/विधायक स्थानीय क्षेत्रीय विकास योजना/ जिला नवाचार निधि योजना एवं क्षेत्रीय विकास योजनाओं के माध्यम से राजीविका के अंतर्गत संचालित संकुल स्तरीय संगठनों हेतु ब्यावर में एक आजीविका संसाधन केन्द्र खोलने की घोषणा।	<p>ब्यावर में राजीविका के अंतर्गत संचालित संकुल स्तरीय संगठनों (सी.एल.एफ.) हेतु आजीविका संसाधन केंद्र का प्रस्ताव तैयार कर कार्यालय पत्र क्रमांक 10557-64 दिनांक 05.09.2024 के द्वारा आवश्यक वित्तीय स्वीकृति जारी करने हेतु जिला कलेक्टर ब्यावर को भिजवाया गया है।</p> <p>उक्त प्रक्रिया मुख्य कार्यकारी अधिकारी, जिला परिषद् ब्यावर के स्तर पर प्रक्रियाधीन है।</p> <p>पत्र क्रमांक 17639-45 दिनांक 02.12.2024 को जिला कलेक्टर ब्यावर को, ब्यावर में आजीविका संसाधन केंद्र खोलने हेतु जिला ब्यावर के अल्पसंख्यक विभाग अथवा अन्य राजकीय विभागों के अनुपयोगी भवन को उपयोग में लिए जाने के लिए आवश्यक कार्यवाही हेतु पत्र लिखा गया</p>
2	ग्राम गोगेलाव में राजीविका मिशन हेतु नया भवन बनाने की घोषणा।	<p>नए भवन के निर्माण के लिए मनरेगा को स्वीकृति हेतु पत्रावली संख्या F9(54)RD/RGAVP/CMO/2015-00063 भिजवायी गई। जिला स्तर से प्रशासनिक एवं वित्तीय स्वीकृति दिनांक 29.02.2024 को जारी कर दी गई है।</p> <p>भवन निर्माण कार्य दिनांक 14.03.2024 से प्रारम्भ, स्वीकृत राशि 17.66 लाख</p>

## 20. FY 2024-25 CM Direction Progress

S.N	Point	Action Taken
1	<p>दिनांक 27-28 जुलाई, 2024 को आयोजित मुख्यमंत्री कॉन्क्लेव के कार्यवाही विवरण की पालना हेतु दिनांक 16 अगस्त, 2024 को आयोजित समीक्षा बैठक</p> <p>CMD01671-लखपति दीदी को प्रोत्साहन स्वरूप ब्याज मुक्त ऋण दिए जाने की व्यवस्था समय पर किस्तों के भुगतान की शर्त पर की जाए।</p>	<p>वर्तमान में राजीविका अन्तर्गत ब्याज मुक्त ऋण दिए जाने की कोई योजना संचालित नहीं है। माननीय मुख्यमंत्री महोदय की संदर्भित घोषणा के क्रम में लखपति दीदी को ब्याज मुक्त ऋण दिए जाने की नवीन योजना बनाए जाने का कार्य प्रक्रियाधीन है।</p>
2	<p>CMD01989-सरदार वल्लभ भाई पटेल की 150वीं जयंती के उपलक्ष्य में राजस्थान से एक हजार से अधिक जनप्रतिनिधियों, किसानों, लखपति दीदी एवं विद्यार्थियों को "स्टेचू ऑफ यूनिटी" प्रेरणा भ्रमण हेतु भेजा जाए।</p>	<p>सरदार वल्लभ भाई पटेल की 150वीं जयंती के उपलक्ष्य में राजस्थान से एक हजार से अधिक जनप्रतिनिधियों, किसानों, लखपति दीदी एवं विद्यार्थियों को स्टेचू आफ यूनिटी प्रेरणा भ्रमण पर भेजे जाने की अनुपालना में राजीविका से जिलेवार 250 लखपति दीदियों को स्टेचू आफ यूनिटी प्रेरणा भ्रमण पर लेकर जाने की पत्रावली सक्षम स्तर से अनुमोदित हो गयी हैं।</p>

## 21. MISSION PANCH RATNA

Mission Panch Ratna is Rajeevika's ambitious endeavor being executed under the guidance of the Secretary, RD cum State Mission Director, RGAVP. A unique feature of Mission Panch Ratna is that all RGAVP staff and community cadre are connected with the mission in various capacities to realize its maximum potential and open up new avenues for SHG women. With SPMs, PMs, and YPs working in 23 teams, the project is anchored by a state advisory team tasked with supervising and overall coordination of Mission Panch Ratna activities.

Mission Panch Ratna aims to increase the number of Lakhpati Didis in Rajasthan by providing better market linkages for products made by the women of Self-Help Groups (SHGs) and opportunities for SHG members in different service sectors by focusing on five key areas:

- Sale through Physical Outlets: Scaling up sales of identified products by increasing the number of physical outlets. This will open up new market opportunities and increase the income for women through potential physical outlets
- Government Procurement: Panch Ratna aims to bridge the gap between rural producers and government institutions. By facilitating the purchase of SHG products by government agencies, the mission ensures a stable market and income for producers.
- E-Commerce/Online Sales: The mission acknowledges the growing importance of online marketplaces. Panch Ratna aims to equip SHGs with the tools and training to sell their products online, reaching a wider audience and increasing sales potential.
- Export Potential: Looking beyond domestic markets, Panch Ratna envisions rural SHG products reaching international consumers. The mission provides support in areas such as product adaptation, certification, and international trade linkages.
- Revitalizing Rural Services: Recognizing the diverse skillsets within rural communities, Panch Ratna aims to support the service sector. This could involve training and promoting services like tailoring, repairs, or local tourism ventures.



## Progress Report: November

- Mass packaging designs for products to be showcased at the Rising Rajasthan event have been completed.
- The Raj Sakhi App has reached 2.8 lakh downloads with a 4.9 rating.
- Rajeevika will have a dedicated stall at the Rising Rajasthan event to showcase products under the Mission Panch Ratna initiative.
- Rajeevika's social media accounts have been reactivated, leading to increased reach and followers.
- A District Nodal YP has been appointed to manage social media for each district and share success stories.
- Rajeevika's Instagram page has 17,903 followers
- Rajeevika's Meta page has 36,437,
- X account has 1,614 followers.
- Products under the Mission Panch Ratna initiative will be launched at the Saras-Raj Sakhi National Fair from 14th to 30th December at Jawahar Kala Kendra.
- Letters have been sent to District Project Management Units to share best practices and innovations under Mission Panch Ratna.
- A letter has been sent to all DPMS to identify SHG members requiring training from RSETI under Mission Panch Ratna.
- Data on licenses and registrations for products and FPOs has been collected and included in the newly designed packaging.
- Regular promotions for the fair, including reels and posters, are being shared on social media.

## Engagement on Social Media

### Engagement ⓘ

**1,068**

Accounts engaged

Followers 489

Non-followers 579

### By content interactions

Reels 2,073

Posts 1,807

Stories 9

Videos 2

● Followers and non-followers



Social Media Posts

## 22. District Wise Ranking Status

S.N	District Name	IB Score Out of 20	FI Score out of 10	DF Score out of 10	Farm Score out of 20	Non Farm Score out of 20	Mis Score out of 20	Final Score out of 100
1	HANUMANGARH	20	5	0	20	20	20	85
2	BUNDI	10	8	10	10	20	20	78
3	JAIPUR	20	5	0	10	20	20	75
4	RAJSAMAND	20	5	0	10	20	20	75
5	CHITTORGARH	10	8	5	10	20	20	73
6	DAUSA	10	8	0	10	20	20	68
7	JHUNJHUNU	20	8	0	20	10	10	68
8	BHILWARA	20	5	0	10	20	10	65
9	CHURU	10	8	0	5	20	20	63
10	DHOLPUR	5	5	0	20	20	10	60
11	Dungarpur	10	8	0	10	20	10	58
12	KOTA	10	8	0	10	20	10	58
13	BANSWARA	10	5	0	10	20	10	55
14	SIKAR	10	5	0	10	20	10	55
15	BARAN	10	8	0	5	20	10	53
16	JHALAWAR	10	8	0	10	20	5	53
17	BIKANER	10	5	0	10	20	5	50
18	UDAIPUR	10	5	0	5	20	10	50
19	BHARATPUR	5	0	0	20	10	10	45
20	JODHPUR	5	0	0	10	20	10	45
21	PRATAPGARH	10	0	0	5	20	10	45
22	SAWAI MADHOPUR	10	5	0	20	0	10	45
23	NAGAU	5	5	0	20	0	10	40
24	SIROHI	5	0	0	10	20	5	40
25	AJMER	10	8	0	10	0	10	38
26	ALWAR	10	8	0	10	0	10	38
27	PALI	5	0	0	10	10	10	35
28	SRI GANGANAGAR	5	5	5	10	0	10	35
29	JAISALMER	0	0	0	20	0	10	30
30	BARMER	0	0	0	10	5	10	25
31	JALORE	0	0	0	20	0	5	25
32	KARALI	5	0	0	10	5	5	25
33	TONK	5	5	0	5	0	10	25



2227011, 2227416



Rajeevika@rajasthan.gov.in



WWW.rgavp.rajasthan.gov.in

**RAJASTHAN GRAMEEN AJEEVIKA VIKAS PARISHAD (RGAVP)  
DEPARTMENT OF RURAL DEVELOPMENT  
GOVERNMENT OF RAJASTHAN - JAIPUR**

